

Request Form IPS® Orthognathics

Case information

IPS Gate® case number or patient ID
(e.g. name / initials / hospital patients reference)

Name of the treating physician

Do you require case coverage by a KLS Martin representative?

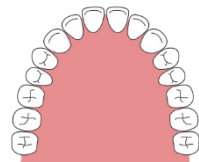
- ☐ Yes, case coverage is required.
☐ No, case coverage is not required.

Do you require a KLS Martin loan set?

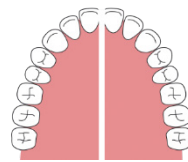
- ☐ Yes, please provide a loan set.
☐ No, screws and instruments are available on-site.

1 Osteotomies

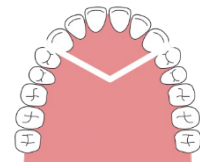
☐ Maxilla



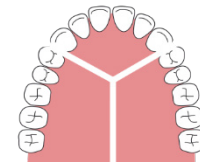
☐ One-piece



☐ Split



☐ Two-piece V



☐ Three-piece Y

☐ Mandible

- ☐ Sagittal split osteotomy
☐ Vertical ramus osteotomy
☐ Other

☐ Genioplasty

2 Required splints

- ☐ Pre-op splint
☐ Intermediate splint
☐ Final splint

3 Required IPS Implants®

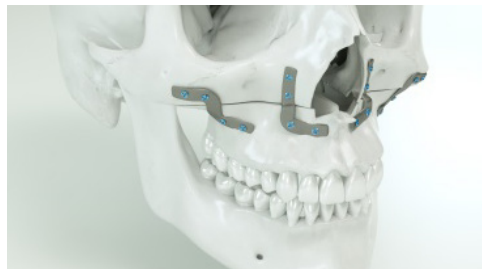
LeFort I

Two-for-One Design
(single implant with removable
connections between four plates)



Profile: ☐ 1,2 mm

Classic Design
(four separate implants)



Profile: ☐ 0,6 mm ☐ 0,8 mm
☐ 1,0 mm

Genioplasty

Classic Design
(one single implant)



Profile: ☐ 0,6 mm ☐ 0,8 mm
☐ 1,0 mm

Notes

For all KLS Martin orthognathic IPS Implants®:

- 1,5 mm screws are used
- a patient-specific drill and marking guide is needed

4 Comments / Planned movements

Please upload the request from via IPS Gate® <https://ips.klsmartin.com> eMail: ips@klsmartin.com
or Fax: +49 7463 838-298