



## Sterile Technology

Sterilization Container- and Tray Systems




















## Tray configurations for **microStop®** and **marSafe®** Containers

Which tray combinations can you stack in which microStop® or mar Safe® container?

We make it easy for you to set up your own advanced storage and packaging system. Just leave this inside cover unfolded and locate the microStop® or mar Safe® container size of your choice in the table of contents. The table provided below shows you all of the tray configuration options available.

Just select the combination option that best satisfies your specific storage and transportation needs for your instrument sets!\*

### Tray configurations

 122 mm  110 mm	 1 1	 2		
 143 mm  140 mm	 1 2	 3		
 164 mm  160 mm	 1 1 1	 2 2	 1 3	 4
 220 mm  210 mm	 2 2 2	 3 3	 2 4	

\* The recommendations are based on mesh trays with feet. The loading height may vary without feet.

## Tray configurations for **miniSet** Containers

Which mesh trays and wire-mesh trays can you stack in which miniSet container?

We make it easy for you to set up your own advanced storage and packaging system. Just leave this inside cover unfolded and go to page 43, where you'll find an overview of available mesh and wire-mesh trays.

Just select the combination option that best satisfies your storage and transportation needs for your specific instrument sets!

### Tray configurations





**KLS martin**  
GROUP



## Table of Contents

Tray configurations	
microStop® and marSafe® containers	inside front cover
Sterilization container systems from KLS Martin	4-11
microStop®	
Containers, mesh trays, accessories	12-25
marSafe®	
Containers, mesh trays, accessories	26-39
miniSet	
Containers, mesh trays, accessories	40-41
Mesh tray systems and accessories	42-51
Sterile supplies cycle	52-53
Dimension sheets microStop® containers	54-56
Dimension sheets marSafe® containers	57-59
Dimension sheets miniSet containers	60
Dimension sheets mesh trays and wire mesh trays	62-68
LubriPen	69
Index item numbers	70-71
Tray configurations miniSet containers	inside back cover

## Sterilization Containers by KLS Martin



For over three decades the KLS Martin Group has repeatedly set standards in the field of sterile supplies for clinics and hospitals. Our packaging systems are designed to maximize patient safety and optimize daily procedures in the CSSD.

That is how we have become one of the world's leading manufacturers of sterilization container systems. Our many customers trust our quality and experience and this is precisely why they prefer sterilization container systems from KLS Martin.

### Requirements of the Standards

Our container series meet the requirements of national and international standards for packaging systems:

- ISO 11607 Part 1 and Part 2
- EN 868 Part 8
- DIN 58953 Part 9
- CE marking in compliance with MDD 93/42 EEC
- Approved for steam sterilization in compliance with EN 285 and validated in compliance with ISO 17665 Part 1, as well as gravity sterilization<sup>1</sup>

<sup>1</sup> marSafe® series only





Our systems assist with simplifying and monitoring the processes in the CSSD, because the primary objective of our solutions is to make the work processes for all requirements for preparation of medical devices simpler and more efficient.

State-of-the-art production systems help us to meet the needs of our customers. Not only our modern facilities but also advanced organization and process management guarantee our success.



**microStop® Sterile Container by KLS Martin**  
To check our product video  
please scan the QR code below.



## Your System Partner in the Supply of sterile Products



### The Solutions

The solutions for sterile technology offered by KLS Martin Group form a systematic overall concept. Individual components are designed to work together to form a system that can meet all requirements for the preparation of instruments. In addition to offering individual products, the KLS Martin Group also acts as your system partner with all specialists throughout the world.

### Training

KLS Martin is involved in training technicians in the field of instrument preparation all over the world in the form of presentations at conferences, trade fairs, local specialist events or training courses. We also contribute to the work of national and international organizations and specialized committees for the continuing development of sustainable instrument preparation.



### **Process Consulting**

We support every user with our expertise. We are a reliable partner with the design of new processes and also with the conversion and implementation of processes. We have our own laboratory to perform comprehensive analyses and reports of surfaces, water samples and much more.

### **Planning Consulting**

We are a reliable partner for your project right from the planning stages. We work with users in all areas to define the right containers, mesh trays or storage facilities and to modify the existing in-house system.

## Materials selected by their Characteristics



### **Aluminum Alloy with special Coating**

The container bottom is made of a top-quality aluminum alloy with an anodized finish. The special **CompoundPolid** makes the container bottom even more resistant to chemical attack and normal wear.

The exceptionally low weight of the aluminum makes every container a genuine lightweight. Physical properties such as high heat storage capacity and thermal conductivity ensure optimal drying.

### **Smooth Surface**

There are no protruding screws or rivets on the inside wall. The optimized microstructure of the surface has excellent tribological properties.

### **Perforated Bottom**

The container bottoms in the marSafe® series are also available in perforated design. Consequently, the system is also suitable for gravity sterilization.



### Two different Types

microStop® disks and lids are manufactured from heat-resistant, steam-sterilizable high-performance plastic. The material is scratch-resistant, high-impact, highly resistant to chemicals and retains its shape. It cannot be permanently deformed.

The lid of the mar Safe® series is made of anodized aluminum. Soft edges and transitions on the interior and exterior simplify cleaning and disinfection. No matter whether reprocessing is performed manually or in a machine, the marSafe® system is ideal for both methods.



**KLS martin**

GROUP

55-291-01-04

LOT 55-291-01-04/01

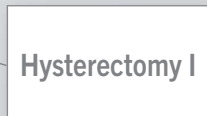
CE



Carta di sterilizzazione secondo ISO 11607-1 - Hydrophob, per container  
 Sterilization paper acc. to ISO 11607-1 - Hydrophobic, for containers  
 Papier de stérilisation selon ISO 11607-1 - Hydrophobe, pour conteneurs  
 Sterilisationspapier nach ISO 11607-1 - Hydrophob, für Container

Vapore	MARRONE = STERILIZZATO
Steam	BROWN = STERILIZED
Vapeur	MARRON = STÉRILISÉ

## Identification and Logistics The Choice is yours!



### Color-coding: the KLS Martin Principle

All sterilization containers are available color-coded. The KLS Martin principle is always to use the front panels of containers. What's more, we explicitly refrain from using colored anodized aluminum because the colors can turn pale after a while.


The additional options for flexible color coding on the front of the containers makes it quick and easy to assign by color.

- This makes the assignment to different modalities obvious at first glance.
- For unique identification of your mesh tray.



### Coding Labels

Even attaching of coding labels is practical because the quick-change function is a slide-in design. Coding labels can be printed with text, a barcode, or a data matrix.





### Laser Marking

Our containers are laser-marked with the item number of the complete container, the bottom and the lid. Reorders are therefore no problem.

We can trace the date on which your container was assembled from the laser-marked, encrypted production code. It is a major advantage when it comes to traceability.

### Stackability

KLS Martin sterilization containers can be stacked in conformity with standards for space-saving storage, also in combination with containers of the previous generation.



**micro**Stop®

In the circle of supreme safety







## Can Microbes jump? Not over the **microStop®** sterile Barrier!



View of the installed microbe barrier



Cross section: air flow into the microbe barrier




Cross section: separation of air flow and microbes

This was the basic question for KLS Martin in the development of the microStop® microbe barrier. And we were right: microStop® is based on the principle discovered by Louis Pasteur and with a separation efficiency of 99.99997% it offers significantly more effective protection against microbes and particles than any disposable filter.

The microbe barrier of our modern sterilization container system consists of the microStop® washer and the part system attached to the inside of the lid, which is locked by a simple bayonet clip.

The operating principle is simple: The special shape and the resulting differences in flow velocities inside the system separate air flow and microorganisms.

The calculations of the Fraunhofer Institute show that microbes are unable to pass through the barrier. The filtered air flows into the interior of the container and the microorganisms remain in the low-flow areas of the labyrinth.

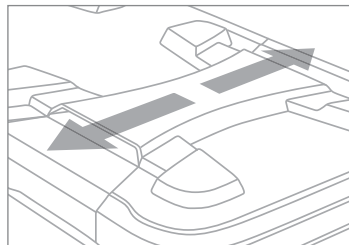


**Fraunhofer** Institut  
Grenzflächen- und  
Bioverfahrenstechnik

**microStop® Sterile Container  
by KLS Martin**  
To check the functionality  
please scan the QR code below.



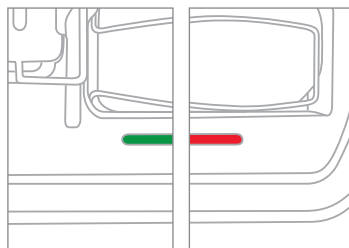
## Operation and Handling Reliable and time-saving



### Lateral Flow Paths

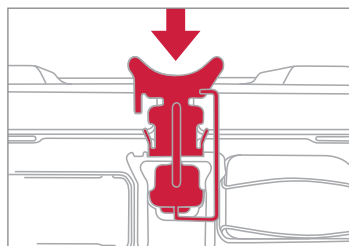
The container lid has two lateral flow paths. The advantage of this enclosed lid design is the best possible protection from external influences.

Check out how to do the functional control and closing the microStop® container by scanning the QR code below.



### Treatment Indicator

The red-green indicator is based on the function of the bimetallic coil, which turns from red to green under the heat of the sterilization process. Accidental opening can be recognized immediately because the treatment indicator turns back to red as soon as the opening button is pressed.



### Seal Slot

A seal can be inserted into the opening button. Close the lid, insert the seal into the slot, done. The seal must be destroyed and removed before opening.



**Greencheck®:** indicator set to green; the container is ready for use.



Button opening with seal slot

### Greencheck®

Greencheck® is a safety system that shows CSSD and surgical personnel at a glance that the sterilization container has actually been sterilized.

The red-green display on both sides of the container is set to green if the container is unopened and sterilized.

### Ready for Use

If the indicator is green the container is ready for use. It couldn't be safer.

**Check out the Greencheck® system and the proper opening of the microStop® container by scanning the QR code below.**



## The **microStop**® Sustainability Concept



### **Ecology**

Our system is a prime example of environmental sustainability. We avoid the use of paper filters, plastic seals and even additional internal packaging of mesh trays.

### **Economy**

The fact that this system eliminates consumable materials during the preparation process saves money for the CSSD and thus saves millions of euros all over the world.

The microStop® system also saves time and resources and as a result it saves money in many different areas. Our container system has also been designed to avoid additional maintenance costs.

All parts of our system are designed for lifetime use and support short amortization periods and a long service life, with 15 years of use being not uncommon.

### **Responsibility**

Our system takes a wide range of responsibilities to our customers into account. The low net weight of the system improves working conditions and plays a significant role in preventing spinal problems among CSSD workers.

The PEEK handles are not only ergonomic but also prevent burns from hot handles.

However, our most important responsibility is to patients. The interplay of all the various components such as the well-known treatment indicator and the microStop® washer ensure maximum safety for patients. This allows us to meet our objectives and shows our attention to detail.

**microStop® Sterile Container by KLS Martin**  
For further information regarding long term  
using please scan the QR code below.





### Outstanding Sustainability

The combination of all the above properties was sufficient to receive the Green Dot Award in 2012. The jury also gave the product an honorable mention.

This makes it official: The combination of design and sustainability make the microStop® system unique in the world.



## microStop® Containers Half-size (30x30)



### microStop® Containers, half-size

Handle:	Height	Item no.
gray	122 mm	55-440-10-04
	143 mm	55-440-13-04
	164 mm	55-440-15-04
	220 mm	55-440-20-04
	272 mm	55-440-30-04

Handle:	Height	Item no.
red	122 mm	55-600-10-04
	143 mm	55-600-13-04
	164 mm	55-600-15-04
	220 mm	55-600-20-04
	272 mm	55-600-30-04

Handle:	Height	Item no.
blue	122 mm	55-610-10-04
	143 mm	55-610-13-04
	164 mm	55-610-15-04
	220 mm	55-610-20-04
	272 mm	55-610-30-04

### microStop® Containers, half-size

Handle:	Height	Item no.
orange	122 mm	55-620-10-04
	143 mm	55-620-13-04
	164 mm	55-620-15-04
	220 mm	55-620-20-04
	272 mm	55-620-30-04

Handle:	Height	Item no.
green	122 mm	55-630-10-04
	143 mm	55-630-13-04
	164 mm	55-630-15-04
	220 mm	55-630-20-04
	272 mm	55-630-30-04

# Mesh Trays and Perforated Metal/Wire-Mesh Trays Half-size




**Mesh Trays**

**Perforated Metal/Wire-Mesh Trays**

**Wire-Mesh Trays**

Height	Item no.	Dimensions (mm)	Item no.	Dimensions (mm)	Item no.	Dimensions (mm)
①	55-804-24-01	240 x 251 x 25	–	–	–	–
②	55-804-25-01	240 x 251 x 44	55-811-24-01	240 x 250 x 60	55-808-24-01	240 x 240 x 50
③	55-804-26-01	240 x 251 x 64	55-811-25-01	240 x 250 x 75	–	–
④	55-804-27-01	240 x 251 x 94	55-811-26-01	240 x 250 x 100	–	–
Lid	55-805-28-01	243 x 255	–	–	–	–

**Silicone Mat**



55-807-24-04  
234 x 244 mm

**Silicone Net**

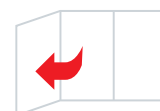


55-807-25-04  
230 x 250 mm

**Feet for Mesh Trays**



55-804-00-04



For mesh tray configurations, see inside front cover

## microStop® Containers Three-quarter-size (47x30)



### microStop® Containers, three-quarter-size

Handle:	Height	Item no.
gray	122 mm	55-441-10-04
	143 mm	55-441-13-04
	164 mm	55-441-15-04
	–	–
–	–	–

Handle:	Height	Item no.
red	122 mm	55-601-10-04
	143 mm	55-601-13-04
	164 mm	55-601-15-04
	–	–
–	–	–

Handle:	Height	Item no.
blue	122 mm	55-611-10-04
	143 mm	55-611-13-04
	164 mm	55-611-15-04
	–	–
–	–	–

### microStop® Containers, three-quarter-size

Handle:	Height	Item no.
orange	122 mm	55-621-10-04
	143 mm	55-621-13-04
	164 mm	55-621-15-04
	–	–
–	–	–

Handle:	Height	Item no.
green	122 mm	55-631-10-04
	143 mm	55-631-13-04
	164 mm	55-631-15-04
	–	–
–	–	–



# Mesh Trays and Perforated Metal/Wire-Mesh Trays Three-quarter-size



**Mesh Trays**



**Perforated Metal/Wire-Mesh Trays**



**Wire-Mesh Trays**


Height	Item no.	Dimensions (mm)	Item no.	Dimensions (mm)	Item no.	Dimensions (mm)
①	55-804-41-01	410 x 251 x 25	–	–	–	–
②	55-804-42-01	410 x 251 x 44	55-811-41-01	410 x 250 x 60	55-808-50-01	410 x 240 x 50
③	55-804-43-01	410 x 251 x 64	55-811-42-01	410 x 250 x 75	55-808-70-01	410 x 240 x 70
④	55-804-44-01	410 x 251 x 94	55-811-43-01	410 x 250 x 100	–	–
Lid	55-805-45-01	410 x 255	–	–	–	–

**Silicone Mat**



55-807-41-04  
394 x 244 mm

**Silicone Net**

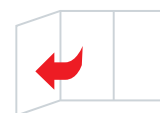


55-807-42-04  
400 x 250 mm

**Feet for Mesh Trays**



55-804-00-04



For mesh tray configurations, see inside front cover

## microStop® Containers Full-size (60x30)



### microStop® Containers, full-size

Handle:	Height	Item no.
gray	122 mm	55-442-10-04
	143 mm	55-442-13-04
	164 mm	55-442-15-04
	220 mm	55-442-20-04
	272 mm	55-442-30-04

Handle:	Height	Item no.
red	122 mm	55-602-10-04
	143 mm	55-602-13-04
	164 mm	55-602-15-04
	220 mm	55-602-20-04
	272 mm	55-602-30-04

Handle:	Height	Item no.
blue	122 mm	55-612-10-04
	143 mm	55-612-13-04
	164 mm	55-612-15-04
	220 mm	55-612-20-04
	272 mm	55-612-30-04

### microStop® Containers, full-size

Handle:	Height	Item no.
orange	122 mm	55-622-10-04
	143 mm	55-622-13-04
	164 mm	55-622-15-04
	220 mm	55-622-20-04
	272 mm	55-622-30-04

Handle:	Height	Item no.
green	122 mm	55-632-10-04
	143 mm	55-632-13-04
	164 mm	55-632-15-04
	220 mm	55-632-20-04
	272 mm	55-632-30-04

# Mesh Trays and Perforated Metal/Wire-Mesh Trays

## DIN-size and full-size (1/1)

DIN

1/1



DIN



**Mesh Trays**



**Perforated Metal/Wire-Mesh Trays**



**Wire-Mesh Trays**

Height	Item no.	Dimensions (mm)
①	55-804-48-01	477 x 251 x 25
②	55-804-49-01	477 x 251 x 44
③	55-804-50-01	477 x 251 x 64
④	55-804-51-01	477 x 251 x 94
Lid	55-805-52-01	480 x 255

Item no.	Dimensions (mm)
–	–
55-811-48-01	480 x 250 x 60
55-811-49-01	480 x 250 x 75
55-811-50-01	480 x 250 x 100
–	–


Item no.	Dimensions (mm)
–	–
55-808-48-01	480 x 240 x 50
–	–
–	–
–	–

**Silicone Mat**



55-807-48-04  
464 x 244 mm

**Silicone Net**



55-807-49-04  
480 x 250 mm

**Feet for Mesh Trays**



55-804-00-04

1/1

**Mesh Trays**

Height	Item no.	Dimensions (mm)
①	55-804-54-01	532 x 251 x 25
②	55-804-55-01	532 x 251 x 44
③	55-804-56-01	532 x 251 x 64
④	55-804-57-01	532 x 251 x 94
Lid	55-805-58-01	535 x 255

**Perforated Metal/Wire-Mesh Trays**

Item no.	Dimensions (mm)
–	–
55-811-51-01	510 x 250 x 60
55-811-52-01	510 x 250 x 75
55-811-53-01	510 x 250 x 100
–	–

**Wire-Mesh Trays**


Item no.	Dimensions (mm)
–	–
–	–
55-808-75-01	500 x 240 x 75
55-808-99-01	500 x 240 x 100
–	–

**Silicone Mat**



55-807-54-04  
524 x 244 mm

**Silicone Net**



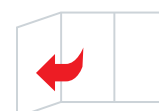
55-807-55-04  
520 x 250 mm

**Feet for Mesh Trays**



55-804-00-04

For mesh tray configurations,  
see inside front cover



## Accessories for **microStop®** Containers



### The Choice is yours

No matter whether you require text, a barcode, or a data matrix – we'll print coding tags to your specific requirements, comprising 4 lines with 16 characters each. You can choose among 10 color tabs for clear assignment of your containers.

Bottom tray	Hysterectomy		
<b>Item no.</b>	<b>Coding labels</b>		
55-443-20-04	no lettering, without hole		
55-443-21-04	no lettering, with hole		
55-443-22-04	lettered, without hole		
55-443-23-04	lettered, with hole		
<b>Item no.</b>	<b>Coding labels</b>		
55-443-10-04	black	55-443-15-04	yellow
55-443-11-04	white	55-443-16-04	purple
55-443-12-04	red	55-443-17-04	orange
55-443-13-04	blue	55-443-18-04	gray
55-443-14-04	green	55-443-19-04	light-blue
<b>Item no.</b>	<b>Color clips, pair</b>		
55-440-50-04	gray	55-630-50-04	green
55-610-50-04	blue	55-600-50-04	red
55-620-50-04	orange		
<b>Item no.</b>	<b>microStop® disc</b>		
55-443-30-04	Disc		
<b>Item no.</b>	<b>Insertion aid</b>		
55-443-06-04	for color clip microStop®		
<b>Item no.</b>	<b>Washer holder</b>		
55-443-01-07	Washer holder for machine cleaning for six disks		



Optional safety indicator system: the seal



Item no.	Description
55-996-24-01	Fixing clip
55-996-48-04	Log label (1,000/pack)
55-996-82-04	Seal without indicator (1,000/pack)
55-996-83-04	Seal with indicator (1,000/pack) color change pink to grey



Item no.	Labels
55-291-11-04	without indicator, single, self-adhesive, 35 x 75 mm, roll of 2,000
55-291-12-04	without indicator, double, self-adhesive, 35 x 75 mm, roll of 2,000
55-291-13-04	with indicator, double, self-adhesive, 35 x 70 mm, roll of 1,000



Item no.	Spring frames for microStop® containers
55-868-40-01	half-size
55-881-40-01	three-quarter-size
55-869-40-01	full-size



Practical option when using sterilization containers with inner packaging: spring frame and fixing clip

**mar**Safe® and  
**mar**Safe® plus



## Sterilization Container Systems **marSafe**® The alternative Solution

Our marSafe® series is specially designed for the basic functions of a container system. We have also been able to provide greater flexibility for the end customer.

Top quality manufacture combined with flexibility in the use of consumables make the marSafe® container series a genuine alternative in the hospital, “the alternative solution”.

This container system is focused on both flexibility and economy. In addition to our high-performance microStop® system, we also offer the marSafe® series as an economical alternative investment.

Your decision – no compromises

## Materials selected by their Characteristics



### **100% Reliability**

The new lock mechanism is on the container bottom and not on the lid. No mechanical wear and no interfering parts during storage or machine reprocessing of the lid. It ensures an absolutely tangible, reliable connection between the lid and the container bottom. The two items become a dependable unit.

### **Attached Silicone Gasket**

When selecting a gasket we opted for clinically suitable silicone material.

With a new innovative bonding process it was possible to attach the gasket without the need for any ridges or separators. The gasket is therefore accessible at all times and can be visually inspected quickly and cleaned in the daily routine.





### Space-saving permanent Companion

The innovative lid cover concept is optionally available for all container types. It protects the sterile barrier against direct interference and thus prevents the contents from being rendered non-sterile by external influences.

The protective cover can remain on the container permanently even during sterilization. However, if logistical requirements make removal necessary, it can be stored in an extremely space-saving manner.

### Easy to attach!

The protective cover is attached to the lid using two sliders made of high-performance plastic. It is therefore quick to remove and attach.

With marSafe® plus the top cover is included as standard. A plus in safety.

## Proven Principles and new Approaches



### **Filter technology**

In our marSafe® container series we rely on proven features. The sterile barrier optionally consists of a paper filter with a filter holder or a barrier unit with microStop® disc. The paper filters are only suitable for single use, in contrast, the barrier is of unlimited use.

The holders are fastened to the lid with a quick click. A perimeter gasket ensures that the container is absolutely leakproof and that the filter or the barrier remains firmly in place.



Wide range of commonly used tamper evident locks

### Two Methods – one Solution

When it comes to providing the container with a tamper evident lock as well we opt for familiar procedures. The marSafe® series requires a manual tamper evident lock. However, here too we have applied modern approaches. To avoid you having to unnecessarily change your consumables supplier we offer the world's first 2-lock principle.

We make it possible to attach either standard-type tamper evident locks for sliding in from the side, or the dedicated KLS Martin Group tamper evident lock that is inserted from above and thus provides a more secure fit.

**Check out how to do the functional control and closing the marSafe® container by scanning the QR code below.**



**Check out the proper opening of the the marSafe® container by scanning the QR code below.**



## marSafe® Containers Half-size (30x30)



### marSafe® Containers, half-size

Colored panel: dark gray	Height	Paper closed	Paper perforated*	Barrier marSafe® plus
	110 mm	55-230-10-04	55-231-10-04	55-236-10-04
	140 mm	55-230-13-04	55-231-13-04	55-236-13-04
	160 mm	55-230-15-04	55-231-15-04	55-236-15-04
	210 mm	55-230-20-04	55-231-20-04	55-236-20-04
	270 mm	55-230-30-04	55-231-30-04	55-236-30-04

Colored panel: red	Height	Paper closed	Paper perforated*	Barrier marSafe® plus
	110 mm	55-240-10-04	55-241-10-04	55-246-10-04
	140 mm	55-240-13-04	55-241-13-04	55-246-13-04
	160 mm	55-240-15-04	55-241-15-04	55-246-15-04
	210 mm	55-240-20-04	55-241-20-04	55-246-20-04
	270 mm	55-240-30-04	55-241-30-04	55-246-30-04

Colored panel: blue	Height	Paper closed	Paper perforated*	Barrier marSafe® plus
	110 mm	55-250-10-04	55-251-10-04	55-256-10-04
	140 mm	55-250-13-04	55-251-13-04	55-256-13-04
	160 mm	55-250-15-04	55-251-15-04	55-256-15-04
	210 mm	55-250-20-04	55-251-20-04	55-256-20-04
	270 mm	55-250-30-04	55-251-30-04	55-256-30-04

### marSafe® Containers, half-size

Colored panel: orange	Height	Paper closed	Paper perforated*	Barrier marSafe® plus
	110 mm	55-260-10-04	55-261-10-04	55-266-10-04
	140 mm	55-260-13-04	55-261-13-04	55-266-13-04
	160 mm	55-260-15-04	55-261-15-04	55-266-15-04
	210 mm	55-260-20-04	55-261-20-04	55-266-20-04
	270 mm	55-260-30-04	55-261-30-04	55-266-30-04

Colored panel: green	Height	Paper closed	Paper perforated*	Barrier marSafe® plus
	110 mm	55-270-10-04	55-271-10-04	55-276-10-04
	140 mm	55-270-13-04	55-271-13-04	55-276-13-04
	160 mm	55-270-15-04	55-271-15-04	55-276-15-04
	210 mm	55-270-20-04	55-271-20-04	55-276-20-04
	270 mm	55-270-30-04	55-271-30-04	55-276-30-04

Colored panel: light gray	Height	Paper closed	Paper perforated*	Barrier marSafe® plus
	110 mm	55-280-10-04	55-281-10-04	55-286-10-04
	140 mm	55-280-13-04	55-281-13-04	55-286-13-04
	160 mm	55-280-15-04	55-281-15-04	55-286-15-04
	210 mm	55-280-20-04	55-281-20-04	55-286-20-04
	270 mm	55-280-30-04	55-281-30-04	55-286-30-04

# Mesh Trays and Perforated Metal/Wire-Mesh Trays Half-size




### Mesh Trays

### Perforated Metal/Wire-Mesh Trays

### Wire-Mesh Trays

Height	Item no.	Dimensions (mm)	Item no.	Dimensions (mm)	Item no.	Dimensions (mm)
①	55-804-24-01	240 x 251 x 25	–	–	–	–
②	55-804-25-01	240 x 251 x 44	55-811-24-01	240 x 250 x 60	55-808-24-01	240 x 240 x 50
③	55-804-26-01	240 x 251 x 64	55-811-25-01	240 x 250 x 75	–	–
④	55-804-27-01	240 x 251 x 94	55-811-26-01	240 x 250 x 100	–	–
Lid	55-805-28-01	243 x 255	–	–	–	–

### Silicone Mat



55-807-24-04  
234 x 244 mm

### Silicone Net

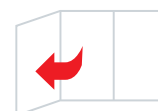


55-807-25-04  
230 x 250 mm

### Feet for Mesh Trays



55-804-00-04





For mesh tray configurations,  
see inside front cover


## marSafe® Containers Three-quarter-size (47x30)




### marSafe® Containers, three-quarter-size


Colored panel: dark gray	Height	Paper closed	Paper perforated*	Barrier marSafe® plus
	110 mm	55-232-10-04	55-233-10-04	55-237-10-04
	140 mm	55-232-13-04	55-233-13-04	55-237-13-04
	160 mm	55-232-15-04	55-233-15-04	55-237-15-04
	–	–	–	–
	–	–	–	–


Colored panel: red	Height	Paper closed	Paper perforated*	Barrier marSafe® plus
	110 mm	55-242-10-04	55-243-10-04	55-247-10-04
	140 mm	55-242-13-04	55-243-13-04	55-247-13-04
	160 mm	55-242-15-04	55-243-15-04	55-247-15-04
	–	–	–	–
	–	–	–	–

Colored panel: blue	Height	Paper closed	Paper perforated*	Barrier marSafe® plus
	110 mm	55-252-10-04	55-253-10-04	55-257-10-04
	140 mm	55-252-13-04	55-253-13-04	55-257-13-04
	160 mm	55-252-15-04	55-253-15-04	55-257-15-04
	–	–	–	–
	–	–	–	–

### marSafe® Containers, three-quarter-size

Colored panel: orange	Height	Paper closed	Paper perforated*	Barrier marSafe® plus
	110 mm	55-262-10-04	55-263-10-04	55-267-10-04
	140 mm	55-262-13-04	55-263-13-04	55-267-13-04
	160 mm	55-262-15-04	55-263-15-04	55-267-15-04
	–	–	–	–
	–	–	–	–

Colored panel: green	Height	Paper closed	Paper perforated*	Barrier marSafe® plus
	110 mm	55-272-10-04	55-273-10-04	55-277-10-04
	140 mm	55-272-13-04	55-273-13-04	55-277-13-04
	160 mm	55-272-15-04	55-273-15-04	55-277-15-04
	–	–	–	–
	–	–	–	–

Colored panel: light gray	Height	Paper closed	Paper perforated*	Barrier marSafe® plus
	110 mm	55-282-10-04	55-283-10-04	55-287-10-04
	140 mm	55-282-13-04	55-283-13-04	55-287-13-04
	160 mm	55-282-15-04	55-283-15-04	55-287-15-04
	–	–	–	–
	–	–	–	–

# Mesh Trays and Perforated Metal/Wire-Mesh Trays Three-quarter-size



**Mesh Trays**




**Perforated Metal/Wire-Mesh Trays**



**Wire-Mesh Trays**


Height	Item no.	Dimensions (mm)	Item no.	Dimensions (mm)	Item no.	Dimensions (mm)
①	55-804-41-01	410 x 251 x 25	–	–	–	–
②	55-804-42-01	410 x 251 x 44	55-811-41-01	410 x 250 x 60	55-808-50-01	410 x 240 x 50
③	55-804-43-01	410 x 251 x 64	55-811-42-01	410 x 250 x 75	55-808-70-01	410 x 240 x 70
④	55-804-44-01	410 x 251 x 94	55-811-43-01	410 x 250 x 100	–	–
Lid	55-805-45-01	410 x 255	–	–	–	–

**Silicone Mat**



55-807-41-04  
394 x 244 mm

**Silicone Net**

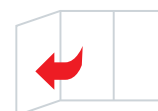


55-807-42-04  
400 x 250 mm

**Feet for Mesh Trays**



55-804-00-04





For mesh tray configurations, see inside front cover


## marSafe® Containers Full-size (60x30)




### marSafe® Containers, full-size


Colored panel: dark gray 	Height	Paper closed	Paper perforated*	Barrier marSafe® plus
	110 mm	55-234-10-04	55-235-10-04	55-238-10-04
	140 mm	55-234-13-04	55-235-13-04	55-238-13-04
	160 mm	55-234-15-04	55-235-15-04	55-238-15-04
	210 mm	55-234-20-04	55-235-20-04	55-238-20-04
	270 mm	55-234-30-04	55-235-30-04	55-238-30-04


Colored panel: red 	Height	Paper closed	Paper perforated*	Barrier marSafe® plus
	110 mm	55-244-10-04	55-245-10-04	55-248-10-04
	140 mm	55-244-13-04	55-245-13-04	55-248-13-04
	160 mm	55-244-15-04	55-245-15-04	55-248-15-04
	210 mm	55-244-20-04	55-245-20-04	55-248-20-04
	270 mm	55-244-30-04	55-245-30-04	55-248-30-04

Colored panel: blue 	Height	Paper closed	Paper perforated*	Barrier marSafe® plus
	110 mm	55-254-10-04	55-255-10-04	55-258-10-04
	140 mm	55-254-13-04	55-255-13-04	55-258-13-04
	160 mm	55-254-15-04	55-255-15-04	55-258-15-04
	210 mm	55-254-20-04	55-255-20-04	55-258-20-04
	270 mm	55-254-30-04	55-255-30-04	55-258-30-04

### marSafe® Containers, full-size

Colored panel: orange 	Height	Paper closed	Paper perforated*	Barrier marSafe® plus
	110 mm	55-264-10-04	55-265-10-04	55-268-10-04
	140 mm	55-264-13-04	55-265-13-04	55-268-13-04
	160 mm	55-264-15-04	55-265-15-04	55-268-15-04
	210 mm	55-264-20-04	55-265-20-04	55-268-20-04
	270 mm	55-264-30-04	55-265-30-04	55-268-30-04

Colored panel: green 	Height	Paper closed	Paper perforated*	Barrier marSafe® plus
	110 mm	55-274-10-04	55-275-10-04	55-278-10-04
	140 mm	55-274-13-04	55-275-13-04	55-278-13-04
	160 mm	55-274-15-04	55-275-15-04	55-278-15-04
	210 mm	55-274-20-04	55-275-20-04	55-278-20-04
	270 mm	55-274-30-04	55-275-30-04	55-278-30-04

Colored panel: light gray 	Height	Paper closed	Paper perforated*	Barrier marSafe® plus
	110 mm	55-284-10-04	55-285-10-04	55-288-10-04
	140 mm	55-284-13-04	55-285-13-04	55-288-13-04
	160 mm	55-284-15-04	55-285-15-04	55-288-15-04
	210 mm	55-284-20-04	55-285-20-04	55-288-20-04
	270 mm	55-284-30-04	55-285-30-04	55-288-30-04



# Mesh Trays and Perforated Metal/Wire-Mesh Trays DIN-size and full-size (1/1)

1/1

DIN



DIN



**Mesh Trays**



**Perforated Metal/Wire-Mesh Trays**



**Wire-Mesh Trays**

Height	Item no.	Dimensions (mm)
①	55-804-48-01	477 x 251 x 25
②	55-804-49-01	477 x 251 x 44
③	55-804-50-01	477 x 251 x 64
④	55-804-51-01	477 x 251 x 94
Lid	55-805-52-01	480 x 255

Item no.	Dimensions (mm)
–	–
55-811-48-01	480 x 250 x 60
55-811-49-01	480 x 250 x 75
55-811-50-01	480 x 250 x 100
–	–


Item no.	Dimensions (mm)
–	–
55-808-48-01	480 x 240 x 50
–	–
–	–
–	–

**Silicone Mat**



55-807-48-04  
464 x 244 mm

**Silicone Net**



55-807-49-04  
480 x 250 mm

**Feet for Mesh Trays**



55-804-00-04

1/1

**Mesh Trays**

Height	Item no.	Dimensions (mm)
①	55-804-54-01	532 x 251 x 25
②	55-804-55-01	532 x 251 x 44
③	55-804-56-01	532 x 251 x 64
④	55-804-57-01	532 x 251 x 94
Lid	55-805-58-01	535 x 255

**Perforated Metal/Wire-Mesh Trays**

Item no.	Dimensions (mm)
–	–
55-811-51-01	510 x 250 x 60
55-811-52-01	510 x 250 x 75
55-811-53-01	510 x 250 x 100
–	–

**Wire-Mesh Trays**


Item no.	Dimensions (mm)
–	–
–	–
55-808-75-01	500 x 240 x 75
55-808-99-01	500 x 240 x 100
–	–

**Silicone Mat**



55-807-54-04  
524 x 244 mm

**Silicone Net**



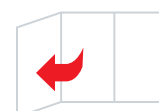
55-807-55-04  
520 x 250 mm

**Feet for Mesh Trays**



55-804-00-04

For mesh tray configurations,  
see inside front cover




## Accessories for marSafe® Containers

### The Choice is yours









No matter whether you require text, a barcode, or a data matrix – we'll print coding tags to your specific requirements, comprised of 4 lines with 16 characters each.

### Accessories for marSafe® Containers

	<b>Item no.</b>	<b>Lid</b>		
	55-290-30-04	for container 30 x 30 cm		
	55-290-47-04	for container 47 x 30 cm		
	55-290-60-04	for container 60 x 30 cm		
	<b>Protective cover</b>			
	55-290-99-04	for marSafe® containers		
	<b>Filter holder</b>			
	04-250-00-04	for marSafe® containers		
	<b>Barrier system</b>			
	55-292-00-04	marSafe® plus, barrier system		
	<b>Colored panels</b>			
	55-230-00-04	dark gray	55-260-00-04	orange
	55-240-00-04	red	55-270-00-04	green
	55-250-00-04	blue	55-280-00-04	light gray
	<b>Coding labels</b>			
55-291-20-04	without lettering			
55-291-21-04	with lettering			
<b>Insertion aid</b>				
55-290-00-04	Insertion aid for changing the colored panels			



### Consumables for marSafe® Containers

       	<b>Item no.</b>	<b>Paper filters</b>
	55-291-01-04	Ø 190/6 mm (500/pack)
	<b>Fixing clip</b>	
	55-996-24-01	
	<b>Seal</b>	
	55-996-84-04	for marSafe®, without indicator (1,000/pack)
	55-996-85-04	for marSafe®, with indicator (1,000/pack) color change pink to grey
	55-996-81-04	for marSafe®, inserted from above, with indicator (1,000/pack) color change pink to grey
	<b>Labels</b>	
	55-291-11-04	without indicator, single, self-adhesive, 35 x 75 mm, roll of 2,000
55-291-12-04	without indicator, double, self-adhesive, 35 x 75 mm, roll of 2,000	
55-291-13-04	with indicator, double, self-adhesive, 35 x 70 mm, roll of 1,000	
<b>Spring frame for marSafe® container</b>		
55-868-40-01	half-size	
55-881-40-01	three-quarter-size	
55-869-40-01	full-size	



Practical option when using sterilization containers with inner packaging: spring frame and fixing clip

## **miniSet** Sterilization Container with Accessories




For minor surgical procedures that can also be performed on an outpatient basis, or for operations in which delicate micro-instruments must be used, KLS Martin offers the microStop® miniSet sterilization containers.

No less efficient than their larger counterparts, they just come in a smaller, more practical format that fits any commonly used small sterilizer. Ideal for outpatient departments, private surgeries, dental practices and all applications where customized solutions are preferred.



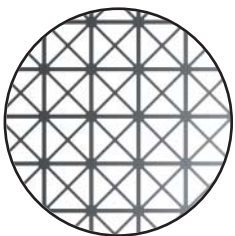
Item no.	microStop® miniSet containers
55-861-50-04	310 x 189 x 70 mm
55-861-70-04	310 x 189 x 90 mm
Coding labels	
55-864-01-04	for cover, with text
55-864-02-04	for cover, without text
55-864-05-04	for front, with text
55-864-06-04	for front, without text
Logistics framelets for cover	
55-864-10-04	black
55-864-11-04	white
55-864-12-04	red
55-864-13-04	blue
55-864-14-04	green
55-864-15-04	yellow
55-864-16-04	purple
55-864-17-04	orange
55-864-18-04	gray
55-864-19-04	light-blue
Designation	
55-009-02-04	Log label (1,000/pack)
55-996-76-04	Seal without indicator (1,000/pack)
55-996-77-04	Seal with indicator (1,000/pack) color change pink to grey
55-009-06-04	Spring frame
55-009-08-04	Silicone mat for containers
Release aid for disks	
55-443-05-04	Release aid for microStop® disks

## For Storage and Transport of sterile Supplies The new Mesh Tray System



### Benefits of the Mesh Tray System at a glance:

- Perfect protection of your instruments with optional holders and separators made of silicone.
- Thanks to the wide-mesh pattern you can achieve optimal cleaning results.
- Fenestrated corners mean the end of rinsing shadows.
- Wide handles facilitate transport of the mesh tray and allow perfect aseptic removal.
- Optionally available feet optimize stacking in the container.




The new mesh tray system is available in four different sizes and four different heights.





For each mesh tray size we offer an optional lid that can be very easily locked onto the mesh tray by folding down the handles.

Due to perfect stackability with the optional feet you can use multiple mesh trays in one sterilization container.








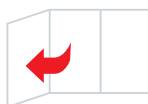
**Mesh Tray Overview**  
for microStop® and marSafe® Containers

	Height	Tray size
<b>1</b> 	25 mm	1/2 <input type="checkbox"/> 3/4 <input type="checkbox"/> DIN <input type="checkbox"/> 1/1 <input type="checkbox"/>
<b>2</b> 	44 mm	1/2 <input type="checkbox"/> 3/4 <input type="checkbox"/> DIN <input type="checkbox"/> 1/1 <input type="checkbox"/>
<b>3</b> 	64 mm	1/2 <input type="checkbox"/> 3/4 <input type="checkbox"/> DIN <input type="checkbox"/> 1/1 <input type="checkbox"/>
<b>4</b> 	94 mm	1/2 <input type="checkbox"/> 3/4 <input type="checkbox"/> DIN <input type="checkbox"/> 1/1 <input type="checkbox"/>

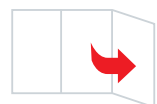
**Mesh Tray Overview**  
for miniSet Containers

	Height	Tray size
<b>1</b> 	29 mm	Mini <input type="checkbox"/>
<b>2</b> 	38 mm	Mini <input type="checkbox"/>
<b>3</b> 	51 mm	Mini <input type="checkbox"/>

For mesh tray configurations,  
see inside front cover



For mesh tray configurations,  
see inside back cover





1/2

**Mesh Trays\***



**Perforated Metal/Wire-Mesh Trays**



**Wire-Mesh Trays**

Height	Item no.	Dimensions (mm)	Item no.	Dimensions (mm)	Item no.	Dimensions (mm)
①	55-804-24-01*	240 x 251 x 25	–	–	–	–
②	55-804-25-01*	240 x 251 x 44	55-811-24-01	240 x 250 x 60	55-808-24-01	240 x 240 x 50
③	55-804-26-01*	240 x 251 x 64	55-811-25-01	240 x 250 x 75	–	–
④	55-804-27-01*	240 x 251 x 94	55-811-26-01	240 x 250 x 100	–	–
Lid	55-805-28-01	243 x 255	–	–	–	–



3/4

**Mesh Trays\***



**Perforated Metal/Wire-Mesh Trays**



**Wire-Mesh Trays**

Height	Item no.	Dimensions (mm)	Item no.	Dimensions (mm)	Item no.	Dimensions (mm)
①	55-804-41-01*	410 x 251 x 25	–	–	–	–
②	55-804-42-01*	410 x 251 x 44	55-811-41-01	410 x 250 x 60	55-808-50-01	410 x 240 x 50
③	55-804-43-01*	410 x 251 x 64	55-811-42-01	410 x 250 x 75	55-808-70-01	410 x 240 x 70
④	55-804-44-01*	410 x 251 x 94	55-811-43-01	410 x 250 x 100	–	–
Lid	55-805-45-01	410 x 255	–	–	–	–



DIN

**Mesh Trays\***



**Perforated Metal/Wire-Mesh Trays**



**Wire-Mesh Trays**

Height	Item no.	Dimensions (mm)	Item no.	Dimensions (mm)	Item no.	Dimensions (mm)
①	55-804-48-01*	477 x 251 x 25	–	–	–	–
②	55-804-49-01*	477 x 251 x 44	55-811-48-01	480 x 250 x 60	55-808-48-01	480 x 240 x 50
③	55-804-50-01*	477 x 251 x 64	55-811-49-01	480 x 250 x 75	–	–
④	55-804-51-01*	477 x 251 x 94	55-811-50-01	480 x 250 x 100	–	–
Lid	55-805-52-01	480 x 255	–	–	–	–



1/1

**Mesh Trays\***



**Perforated Metal/Wire-Mesh Trays**



**Wire-Mesh Trays**

Height	Item no.	Dimensions (mm)	Item no.	Dimensions (mm)	Item no.	Dimensions (mm)
①	55-804-54-01*	532 x 251 x 25	–	–	–	–
②	55-804-55-01*	532 x 251 x 44	55-811-51-01	510 x 250 x 60	–	–
③	55-804-56-01*	532 x 251 x 64	55-811-52-01	510 x 250 x 75	55-808-75-01	500 x 240 x 75
④	55-804-57-01*	532 x 251 x 94	55-811-53-01	510 x 250 x 100	55-808-99-01	500 x 240 x 100
Lid	55-805-58-01	535 x 255	–	–	–	–



**Mini**



**Mesh Trays**




**Wire-Mesh Trays**

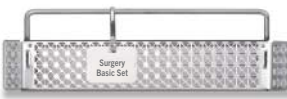
Height	Item no.	Dimensions (mm)	Item no.	Dimensions (mm)
①	55-804-11-01	277 x 172 x 29	④	55-808-20-01 260 x 165 x 28
②	55-804-13-01	277 x 172 x 38	⑤	55-808-21-01 260 x 165 x 47
③	55-804-15-01	277 x 172 x 51	–	–
Lid	55-804-10-01*	277 x 172	–	–


\*incl. in ① ② ③



**Identification Options for all Mesh Trays and Wire-Mesh Trays**


	Item no.	Identification labels/stainless steel
	55-864-40-04	matt, with text
	55-864-41-04	matt, without text
	55-864-50-04	glossy, with text
	55-864-51-04	glossy, without text

 <p>Configuration example, consisting of 1x 55-864-30-04 1x 55-864-01-04 1x 55-864-16-04</p>	<b>Item no.</b>	<b>Description</b>
	55-864-30-04	Holding clip
	55-864-01-04	Coding label with text, w/o hole
 <p>Possibility to label wire mesh tray</p>	55-864-02-04	Coding label w/o text, w/o hole
	<b>Item no.</b>	<b>Logistics framelets</b>
	55-864-10-04	black
	55-864-11-04	white
	55-864-12-04	red
	55-864-13-04	blue
	55-864-14-04	green
	55-864-15-04	yellow
	55-864-16-04	purple
	55-864-17-04	orange
55-864-18-04	gray	
55-864-19-04	light-blue	


	Item no.	Description
	55-996-10-04	Spring hook
	55-864-03-04	Coding label with text, with hole
	55-864-04-04	Coding label w/o text, with hole

	Item no.	Description
	55-804-00-04	Feet for basket

	Item no.	Description
	55-807-24-04	Silicone mat (234 x 244 mm) for size 1/2
	55-807-41-04	Silicone mat (394 x 244 mm) for size 3/4
	55-807-48-04	Silicone mat (464 x 244 mm) for size DIN
	55-807-54-04	Silicone mat (524 x 244 mm) for size 1/1
	55-009-09-04	Silicone mat (254 x 154 mm) for size Mini
	55-807-25-04	Silicone net (230 x 250 mm) for size 1/2
	55-807-42-04	Silicone net (400 x 250 mm) for size 3/4
	55-807-49-04	Silicone net (480 x 250 mm) for size DIN
	55-807-55-04	Silicone net (520 x 250 mm) for size 1/1



No matter whether they are placed crosswise, lengthwise, or diagonally, you can always fix your instruments in place.



### Maximum Flexibility

Our instrument holders offer maximum flexibility for virtually all possible combinations.

The instrument holders are supplied with **3 retaining clips** in continuous units of 6 or 3. However, you can easily divide the unit with scissors – exactly to suit your requirements.


## Mesh Trays Accessories



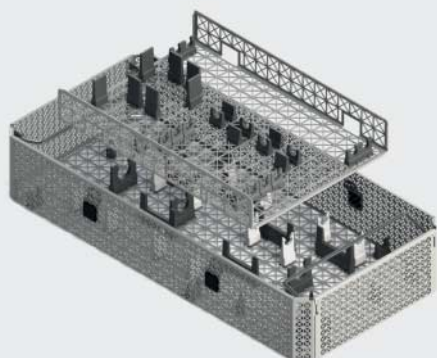
Sample configuration, consisting of  
1x 55-806-07-04  
2x 55-806-10-04



Sample configuration, consisting of  
1x 55-806-30-04  
2x 55-806-07-04



Sample configuration, consisting of  
2x 55-806-90-07  
1x 55-806-91-07  
1x 55-806-06-04



### Hanging trays

The new hanging trays are designed to create a second level of loading for the trays with height ④. The hanging trays are available in different base sizes. They have to be fixed with 55-806-70-01 and 55-806-71-04.



55-804-60-01



55-804-61-01



55-804-62-01



55-806-70-01



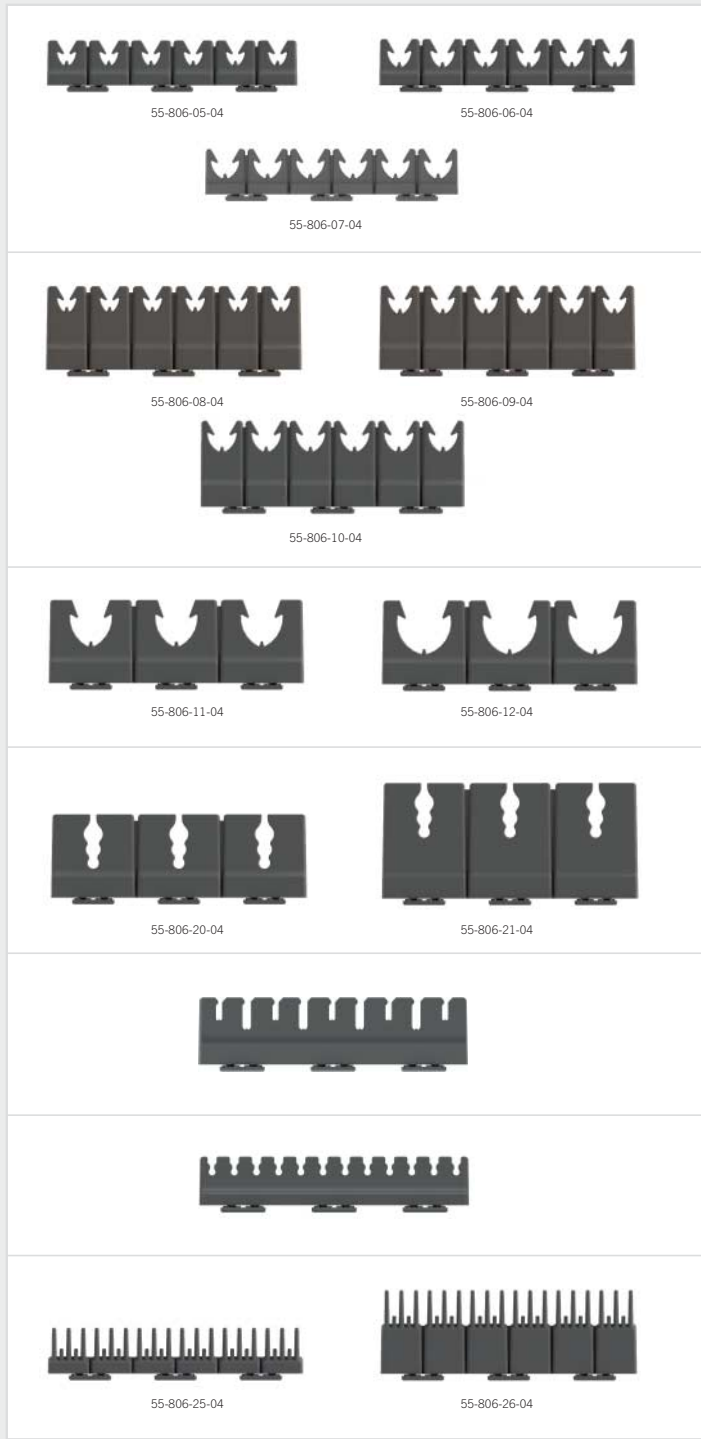
55-806-71-04

Item no.	Description
55-804-60-01	Hanging tray, for tray h = 94 mm, 17 x 24 x 5 cm*
55-804-61-01	Hanging tray, for tray h = 94 mm, 26 x 24 x 5 cm*
55-804-62-01	Hanging tray, for tray h = 94 mm, 34 x 24 x 5 cm*
55-806-70-01	Holder, for hanging tray, 4 pcs.
55-806-71-04	Clip, for holder 55-806-70-01, 4 pcs.

\* only suitable for trays with height ④, h = 94 mm; Lid can be used additionally

# Mesh Trays Accessories

## Accessories for Mesh Trays



Item no.	Description*	Height
55-806-05-04	Instrument holder, Ø 4-6 mm	22 mm
55-806-06-04	Instrument holder, Ø 6-8 mm	22 mm
55-806-07-04	Instrument holder, Ø 8-10 mm	22 mm
55-806-08-04	6x instrument holder, Ø 4-6 mm, high	40 mm
55-806-09-04	6x instrument holder, Ø 6-8 mm, high	40 mm
55-806-10-04	6x instrument holder, Ø 8-10 mm, high	40 mm
55-806-11-04	3x instrument holder, Ø 15 mm	40 mm
55-806-12-04	3x instrument holder, Ø 20 mm, high	40 mm
55-806-20-04	3x instrument holder universal	40 mm
55-806-21-04	3x instrument holder universal, high	55 mm
55-806-22-04	Micro universal holder	22 mm
55-806-23-04	Fixation element, Ø 3 mm, universal	22 mm
55-806-25-04	6x studded strip	22 mm
55-806-26-04	6x studded strip, high	40 mm

\* All silicone strips are supplied with 3 clips.

## Accessories for Mesh Trays

	Item no.	Description*	Height
	55-806-30-04	Ocular holder	
 <p>55-806-31-04      55-806-32-04      55-806-33-04</p>	55-806-31-04	Shaft holder, 4-6 mm, for straight and angled optics	55-806-32-04
 <p>55-806-40-04      55-806-41-04</p>	55-806-40-04	Ring holder of silicone	55-806-41-04
 <p>55-806-50-04      55-806-51-04</p>	55-806-50-04	Separator, 123 x 9 x 22 mm, with clips	22 mm
 <p>55-806-55-04      55-806-56-04</p>	55-806-55-04	Fixation element, retractor and valve, with radius	40 mm
	55-806-02-04	Clips for instrument holder (10/pack)	
 <p>55-806-90-07      55-806-91-07      55-806-92-04</p>	55-806-90-07	Adapter unit for standard mesh tray	55-806-91-07
	55-806-91-07	Screw for adapter unit, 10 pieces	55-806-92-04
	55-806-92-04	Screwdriver for adapter unit	

## Special Storage



55-803-30-04

MIS cleaning tray, full-size for up to 8 instruments, incl. lid (instruments not included)

### Not just clean but also purified.

Optimum cleaning is the basic requirement for every hollow-shaft instrument. Our newly designed, easier to clean mesh tray cleans all areas that are difficult to access thoroughly to meet the most demanding requirements on the preparation processes of surgical instruments.

A Luer Lock cleaning connection on two strips allows up to eight instruments with Luer Lock connectors to be attached.

### Mesh tray for arthroscopy and miniSet

The products listed below can be used to hold common arthroscopy shafts. As a general rule, these products have also been designed for use in systems of small containers, like such as the miniSet, in which each container can hold two trays side by side.



55-804-17-01

135 x 172 x 36 mm

marTray®, mini



55-804-19-01

277 x 84 x 36 mm

marTray®, mini for arthroscopy

### Mesh tray for rigid endoscopes

The products listed below have been designed primarily for the storage of rigid endoscopes.



55-804-70-01

479 x 87 x 45 mm

marTray®, small endoscopes



55-804-71-01

479 x 137 x 45 mm

marTray®, large endoscopes



55-803-50-04  
Rhoton cleaning set for all figures  
(instruments not included)



55-891-40-01  
80 x 80 x 40 mm  
Small-parts basket, fine-mesh



55-891-41-01  
200 x 100 x 50 mm  
Small-parts basket, fine-mesh



55-803-10-04  
480 x 255 x 103 mm  
Mesh tray for storage of laminectomy punches,  
sample packing



55-803-15-04  
535 x 255 x 103 mm  
Reduced-height mesh tray for storage of 4 punches  
in a particularly low storage trolley for WD (washer-disinfector)



55-803-20-04  
480 x 255 x 103 mm  
Mesh tray for storage of rongeurs,  
sample packing



55-803-70-04  
277 x 172 x 29 mm  
Mesh tray for storage of monopolar electrodes

## Sterile Supplies Cycle

### Packing



90-903-07-04  
Testing materials  
Test Kit



80-105-00-04  
Test unit "marTest" for testing  
HF-surgical accessories



55-997-01-04  
LubriPen  
Precise lubrication of surgical  
instruments and medical devices

### Sterilization



55-890-15-01  
Sterilization basket  
600 x 300 x 130 mm



55-890-30-01  
Sterilization basket  
600 x 300 x 260 mm

### Transport and Storage



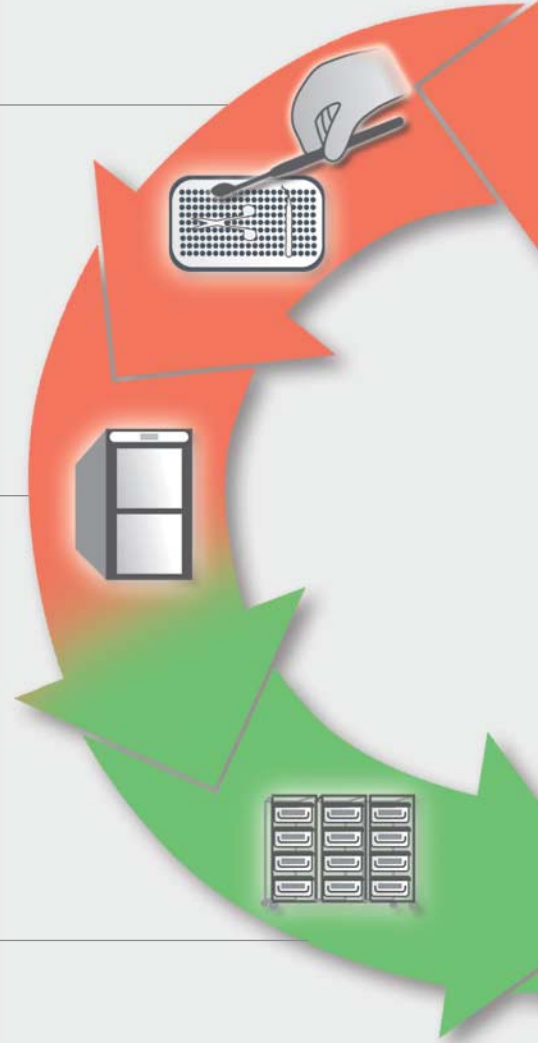
55-998-02-01  
Sterile supplies table  
with cover storage rails  
700 x 700 x 900 mm



55-998-03-01  
Transport and storage trolley,  
with two height-adjustable shelves  
(55-mm increments)  
1070 x 670 x 1370 mm



55-998-04-01  
Transport and storage compartment trolley,  
with storage rails for nine STUs,  
adjustable in height (55-mm increments)  
1168 x 670 x 1368 mm





## Cleaning and Disinfection



## Disposal



55-996-27-01  
Evacuation clip  
with number (pair)

## Use



55-998-05-01  
Mobile container cabinet  
with storage rails for **nine STUs**,  
adjustable in height (55-mm increments)  
1249 x 754 x 1435 mm



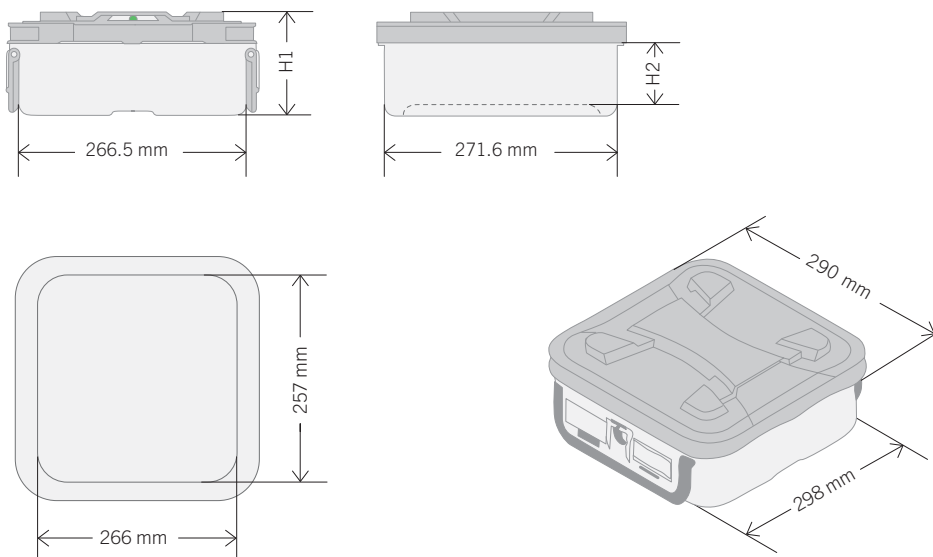
55-998-07-01  
Mobile container cabinet  
with storage rails for **six STUs**,  
adjustable in height (55-mm increments)  
965 x 754 x 1435 mm

## Dimension Sheet for half-size microStop® Containers, 300 x 300 mm

### microStop® Containers, half-size

Item no.	H1	H2
55-440-10-04	122 mm	91 mm
55-440-13-04	143 mm	112 mm
55-440-15-04	164 mm	133 mm
55-440-20-04	220 mm	189 mm
55-440-30-04	272 mm	241 mm

Actual dimensions are subject to tolerances and can, for production reasons, be slightly different from the specifications. Subject to technical changes without notice.



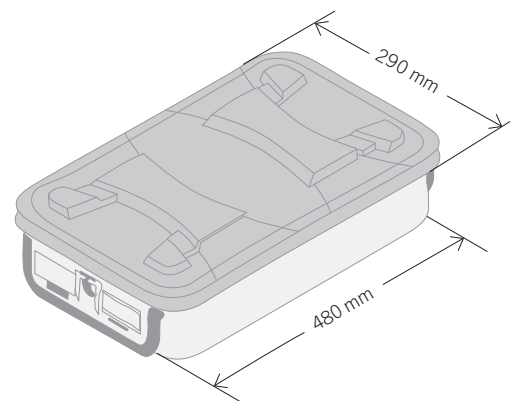
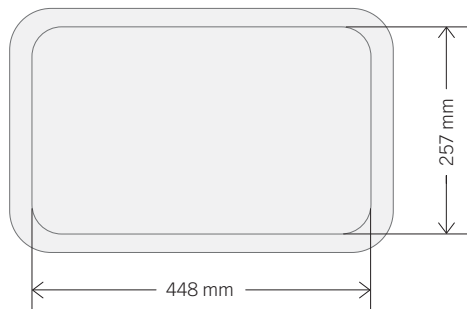
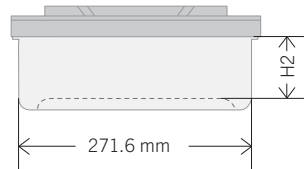
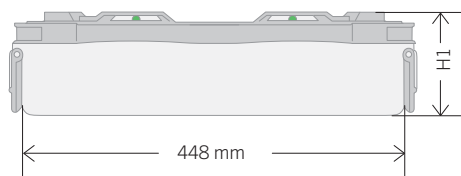
H1 = external height  
 H2 = internal height from microStop® washer  
 H2 – 10 mm = load height

## Dimension Sheet for three-quarter-size microStop® Containers, 470 x 300 mm

### microStop® Containers, three-quarter-size

Item no.	H1	H2
55-441-10-04	121 mm	91 mm
55-441-13-04	142 mm	112 mm
55-441-15-04	163 mm	133 mm

Actual dimensions are subject to tolerances and can, for production reasons, be slightly different from the specifications. Subject to technical changes without notice.



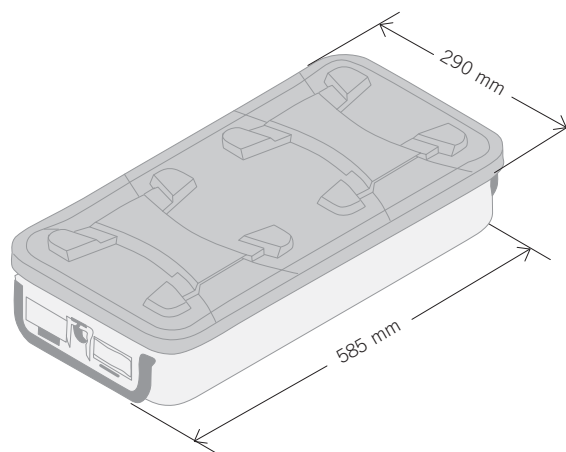
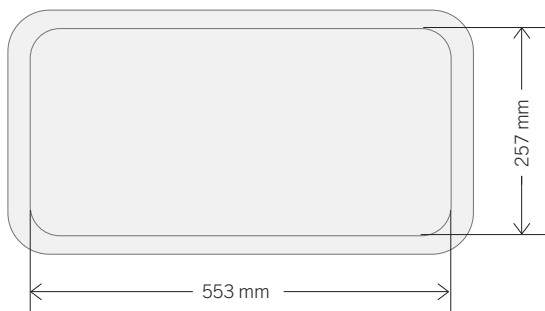
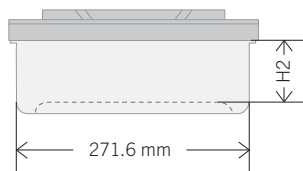
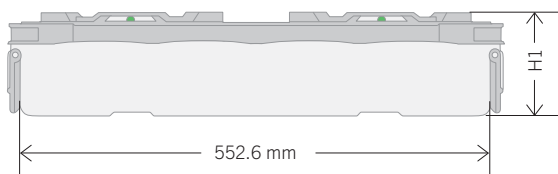
H1 = external height  
H2 = internal height from microStop® washer  
H2 – 10 mm = load height

## Dimension Sheet for full-size microStop® Containers, 600 x 300 mm

### microStop® Containers, full-size

Item no.	H1	H2
55-442-10-04	122 mm	91 mm
55-442-13-04	143 mm	112 mm
55-442-15-04	164 mm	133 mm
55-442-20-04	220 mm	189 mm
55-442-30-04	272 mm	241 mm

Actual dimensions are subject to tolerances and can, for production reasons, be slightly different from the specifications. Subject to technical changes without notice.



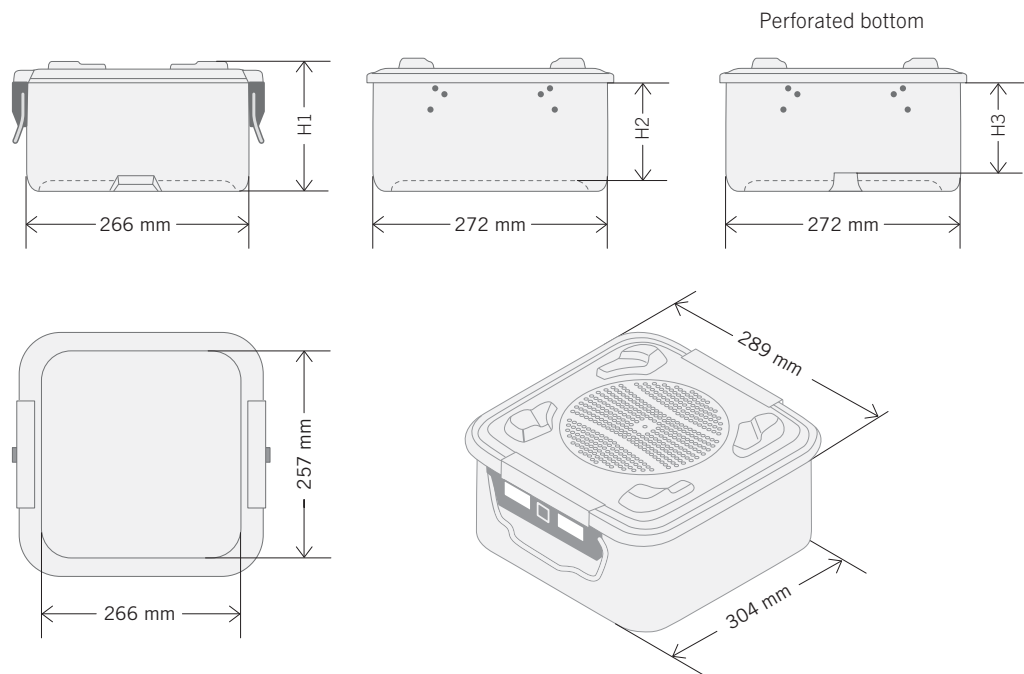
H1 = external height  
 H2 = internal height from microStop® washer  
 H2 – 10 mm = load height

# Dimension Sheet for half-size marSafe® Containers, 300 x 300 mm

## marSafe® Containers, half-size

Item no.	H1	H2	H3
55-230-10-04	112 mm	77 mm	64 mm
55-230-13-04	133 mm	98 mm	85 mm
55-230-15-04	154 mm	119 mm	106 mm
55-230-20-04	210 mm	175 mm	162 mm
55-230-30-04	262 mm	227 mm	214 mm

Actual dimensions are subject to tolerances and can, for production reasons, be slightly different from the specifications. Subject to technical changes without notice.



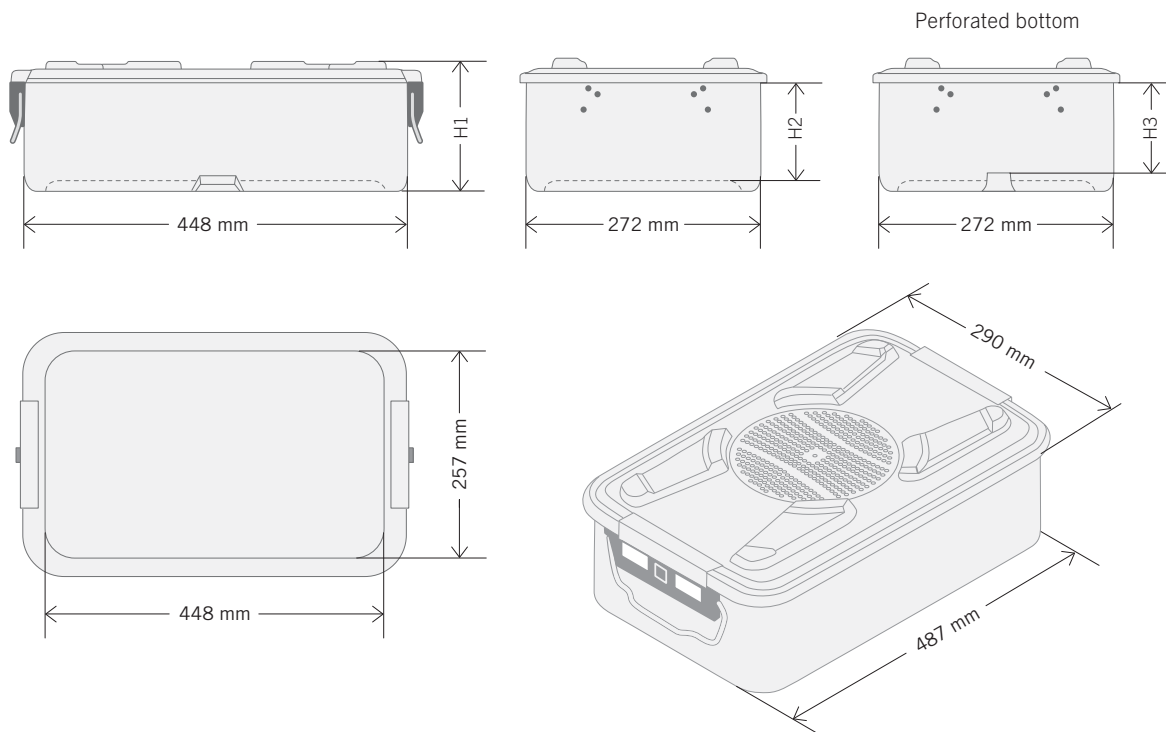
H1 = external height  
H2 = internal height  
H3 = internal height of perforated bottom

## Dimension Sheet for three-quarter-size marSafe® Containers, 470 x 300 mm

### marSafe® Containers, three-quarter-size

Item no.	H1	H2	H3
55-232-10-04	112 mm	77 mm	64 mm
55-232-13-04	133 mm	98 mm	85 mm
55-232-15-04	154 mm	119 mm	106 mm

Actual dimensions are subject to tolerances and can, for production reasons, be slightly different from the specifications. Subject to technical changes without notice.



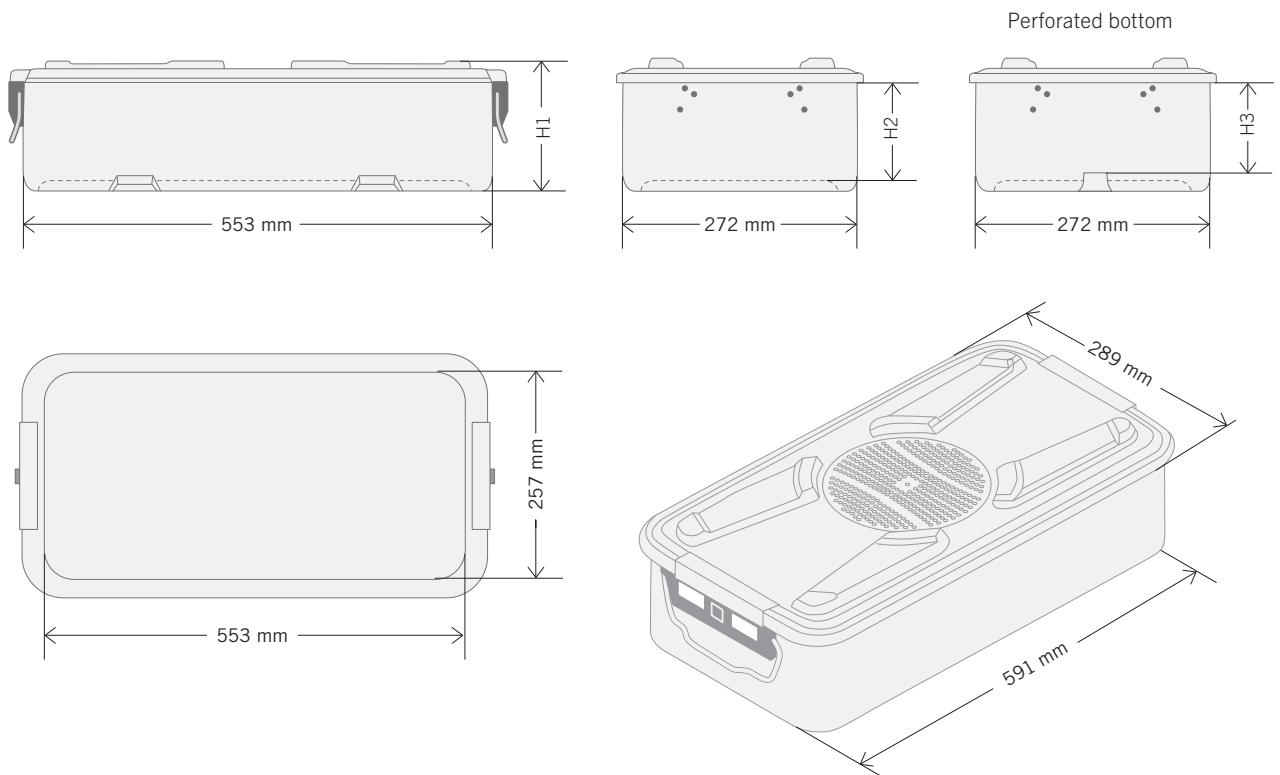
H1 = external height  
 H2 = internal height  
 H3 = internal height of perforated bottom

# Dimension Sheet for full-size marSafe® Containers, 600 x 300 mm

## marSafe® Containers, full-size

Item no.	H1	H2	H3
55-234-10-04	112 mm	77 mm	64 mm
55-234-13-04	133 mm	96 mm	85 mm
55-234-15-04	154 mm	119 mm	106 mm
55-234-20-04	210 mm	157 mm	162 mm
55-234-30-04	262 mm	227 mm	214 mm

Actual dimensions are subject to tolerances and can, for production reasons, be slightly different from the specifications. Subject to technical changes without notice.



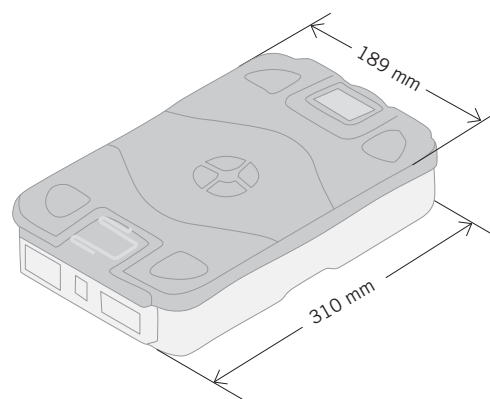
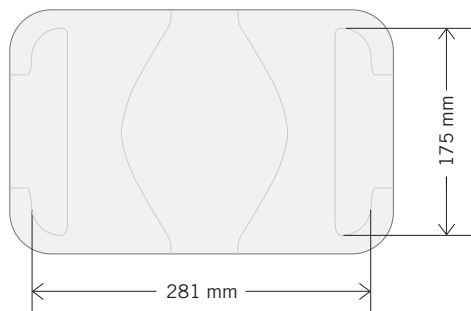
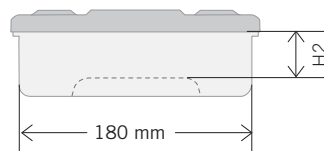
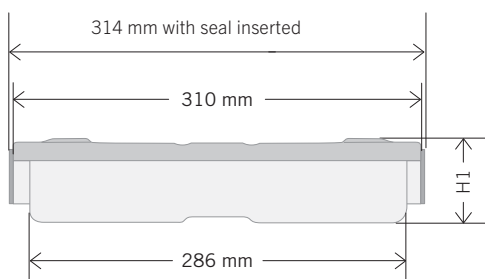
H1 = external height  
H2 = internal height  
H3 = internal height of perforated bottom

## Dimension Sheet for full-size miniSet Containers

### miniSet Containers


Item no.	H1	H2
55-861-50-04	70 mm	48 mm
55-861-70-04	90 mm	68 mm

Actual dimensions are subject to tolerances and can, for production reasons, be slightly different from the specifications. Subject to technical changes without notice.



H1 = external height  
 H2 = internal height  
 H2 – 10 mm = load height





## Dimension Sheet

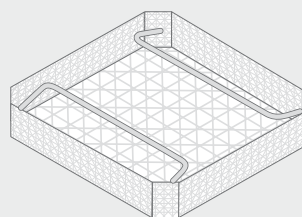
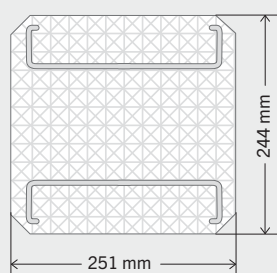
### Mesh Trays for **microStop**<sup>®</sup> and **marSafe**<sup>®</sup>

#### Mesh Tray, half-size

Item no.	H
55-804-24-01	25 mm
55-804-25-01	44 mm
55-804-26-01	64 mm
55-804-27-01	94 mm

Actual dimensions are subject to tolerances and can, for production reasons, be slightly different from the specifications. Subject to technical changes without notice.

When feet are used, dimension "H" increases by 13 mm.

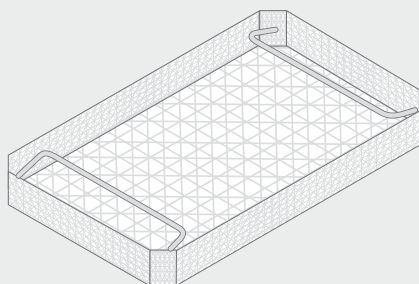



#### Mesh Tray, three-quarter-size

Item no.	H
55-804-41-01	25 mm
55-804-42-01	44 mm
55-804-43-01	64 mm
55-804-44-01	94 mm

Actual dimensions are subject to tolerances and can, for production reasons, be slightly different from the specifications. Subject to technical changes without notice.

When feet are used, dimension "H" increases by 13 mm.

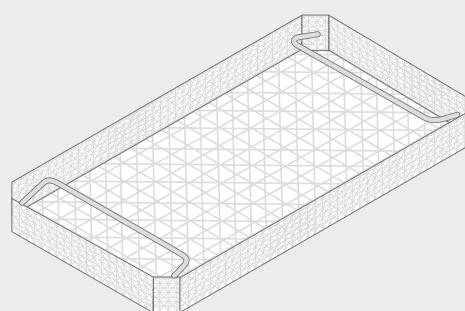
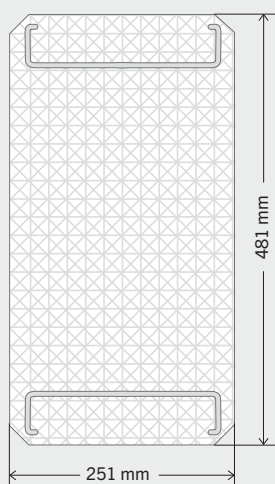


### Mesh Tray, DIN size

Item no.	H
55-804-48-01	25 mm
55-804-49-01	44 mm
55-804-50-01	64 mm
55-804-51-01	94 mm

Actual dimensions are subject to tolerances and can, for production reasons, be slightly different from the specifications. Subject to technical changes without notice.

When feet are used, dimension "H" increases by 13 mm.

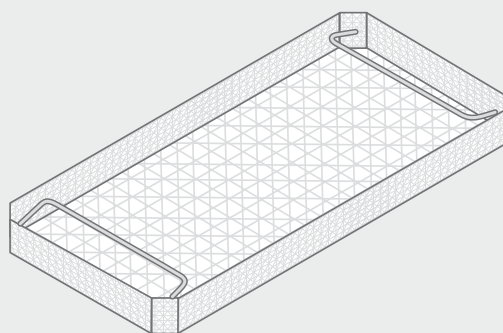
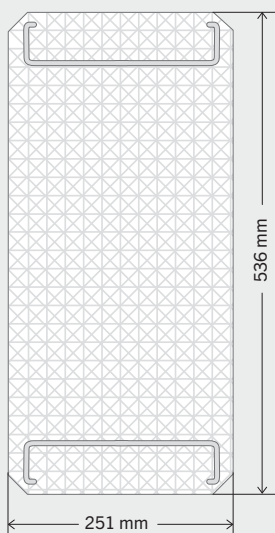


### Mesh Tray, full-size

Item no.	H
55-804-54-01	25 mm
55-804-55-01	44 mm
55-804-56-01	64 mm
55-804-57-01	94 mm

Actual dimensions are subject to tolerances and can, for production reasons, be slightly different from the specifications. Subject to technical changes without notice.

When feet are used, dimension "H" increases by 13 mm.

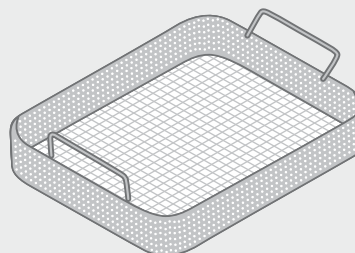
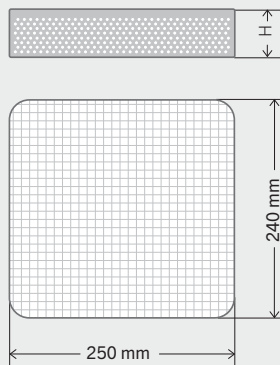


## Dimension Sheet Perforated Metal/Wire-Mesh Trays

### Perforated Metal/Wire-Mesh Tray, half-size

Item no.	H
55-811-24-01	60 mm
55-811-25-01	75 mm
55-811-26-01	100 mm

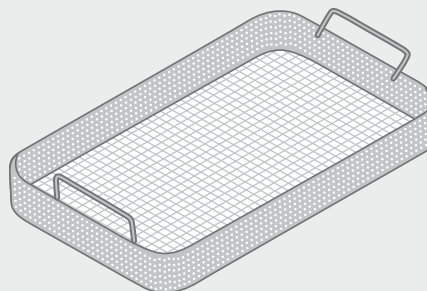
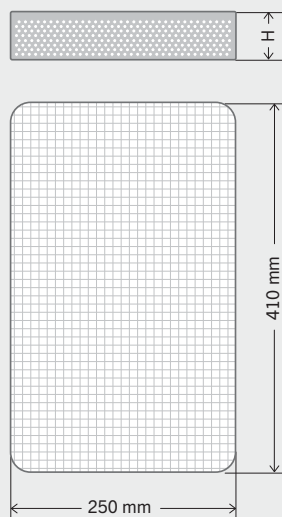
Actual dimensions are subject to tolerances and can, for production reasons, be slightly different from the specifications. Subject to technical changes without notice.



### Perforated Metal/Wire-Mesh Tray, three-quarter-size

Item no.	H
55-811-41-01	60 mm
55-811-42-01	75 mm
55-811-43-01	100 mm

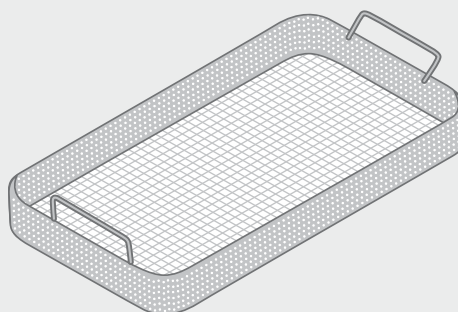
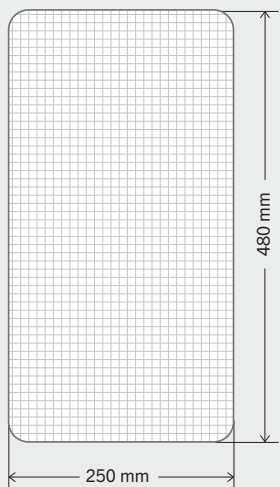
Actual dimensions are subject to tolerances and can, for production reasons, be slightly different from the specifications. Subject to technical changes without notice.



**Perforated Metal/Wire-Mesh Tray,  
DIN size**

Item no.	H
55-811-48-01	60 mm
55-811-49-01	75 mm
55-811-50-01	100 mm

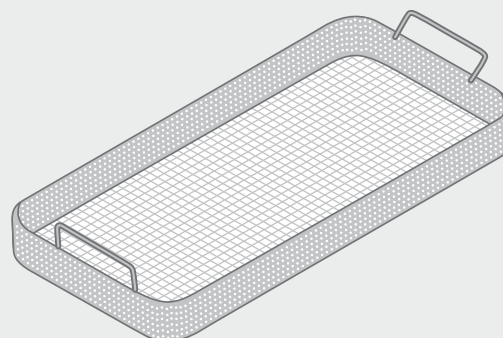
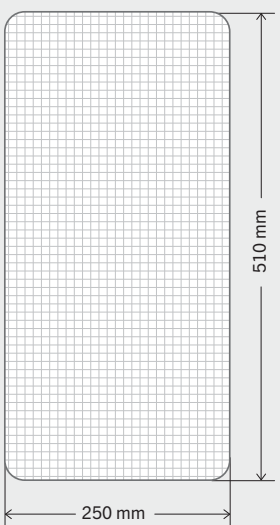
Actual dimensions are subject to tolerances and can, for production reasons, be slightly different from the specifications. Subject to technical changes without notice.



**Perforated Metal/Wire-Mesh Tray,  
full-size**

Item no.	H
55-811-51-01	60 mm
55-811-52-01	75 mm
55-811-53-01	100 mm

Actual dimensions are subject to tolerances and can, for production reasons, be slightly different from the specifications. Subject to technical changes without notice.

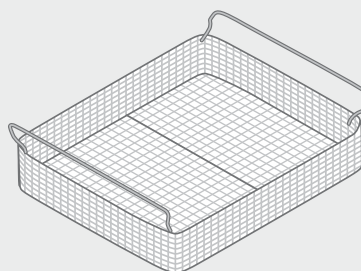
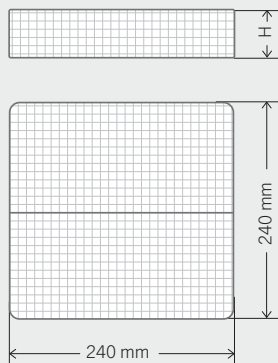


## Dimension Sheet Wire-Mesh Trays

### Wire-Mesh Tray, half-size

Item no.	H
55-808-24-01	50 mm

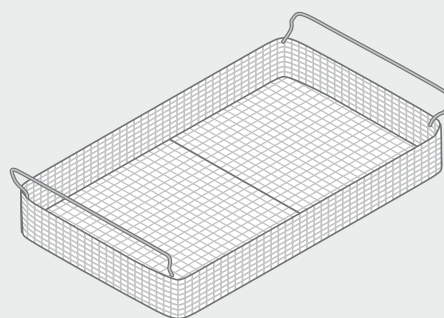
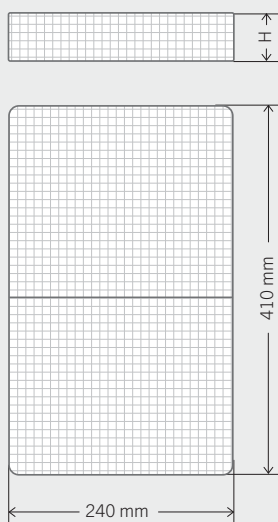
Actual dimensions are subject to tolerances and can, for production reasons, be slightly different from the specifications. Subject to technical changes without notice.



### Wire-Mesh Tray, three-quarter-size

Item no.	H
55-808-50-01	50 mm
55-808-70-01	70 mm

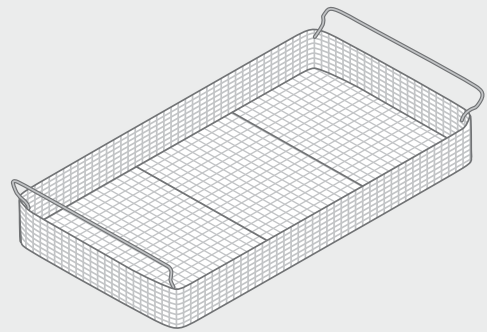
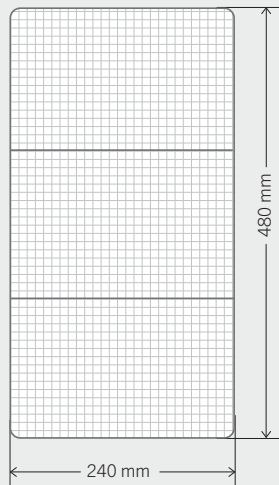
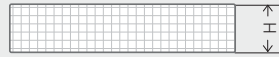
Actual dimensions are subject to tolerances and can, for production reasons, be slightly different from the specifications. Subject to technical changes without notice.



### Wire-Mesh Tray, DIN-size

Item no.	H
55-808-48-01	50 mm

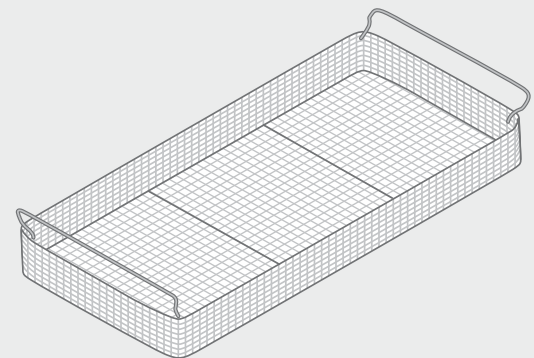


Actual dimensions are subject to tolerances and can, for production reasons, be slightly different from the specifications. Subject to technical changes without notice.



### Wire-Mesh Tray, full-size

Item no.	H
55-808-75-01	75 mm
55-808-99-01	100 mm

Actual dimensions are subject to tolerances and can, for production reasons, be slightly different from the specifications. Subject to technical changes without notice.



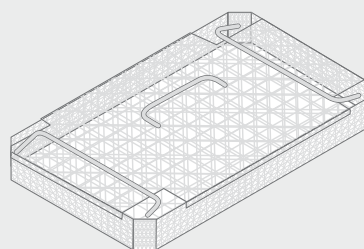
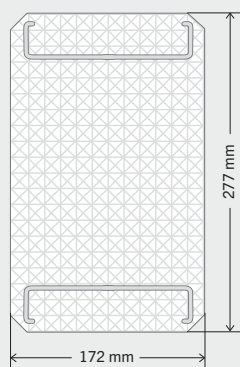
## Dimension Sheet Mesh Trays for **miniSet** Containers

### Mesh Tray

Item no.	H
55-804-11-01	29 mm
55-804-13-01	38 mm
55-804-15-01	54 mm

Actual dimensions are subject to tolerances and can, for production reasons, be slightly different from the specifications. Subject to technical changes without notice.

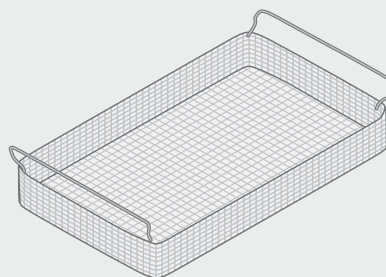
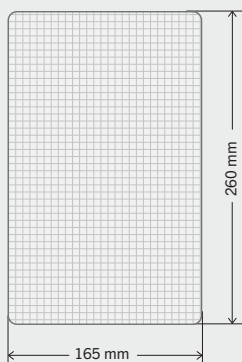

Load height =  $H - 2$  mm



### Wire-Mesh Tray

Item no.	H
55-808-20-01	28 mm
55-808-21-01	47 mm

Actual dimensions are subject to tolerances and can, for production reasons, be slightly different from the specifications. Subject to technical changes without notice.







## LubriPen

**KLS Martin presents the new LubriPen for precise lubrication of surgical instruments and medical devices**



- instrument oil, suitable for steam and hot air sterilization
- precise dosed without spraying
- physiologically safe
- odourless
- colorless
- steam permeable
- temperature stability up to 260°C
- silicone-free
- leaves no residuals on the instrument surfaces
- provides an excellent corrosion and oxidation protection
- meets the requirements of DAB, LFGB, FDA and USDA (H1)
- 7 mm stainless steel tip, inner diameter 0.8 mm
- pen contents 12 ml or 1,000 drops



55-997-01-04  
LubriPen



55-442-13-04 .....22, 56  
55-442-15-04 .....22, 56  
55-442-20-04 .....22, 56  
55-442-30-04 .....22, 56  
55-443-01-07 .....24  
55-443-05-04 .....41  
55-443-06-04 .....24  
55-443-10-04 .....24  
55-443-11-04 .....24  
55-443-12-04 .....24  
55-443-13-04 .....24  
55-443-14-04 .....24  
55-443-15-04 .....24  
55-443-16-04 .....24  
55-443-17-04 .....24  
55-443-18-04 .....24  
55-443-19-04 .....24  
55-443-20-04 .....24  
55-443-21-04 .....24  
55-443-22-04 .....24  
55-443-23-04 .....24  
55-443-30-04 .....24  
55-600-10-04 .....18  
55-600-13-04 .....18  
55-600-15-04 .....18  
55-600-20-04 .....18  
55-600-30-04 .....18  
55-601-10-04 .....20  
55-601-13-04 .....20  
55-601-15-04 .....20  
55-610-10-04 .....18  
55-610-13-04 .....18  
55-610-15-04 .....18  
55-610-20-04 .....18  
55-610-30-04 .....18  
55-610-50-04 .....24  
55-611-10-04 .....20  
55-611-13-04 .....20  
55-611-15-04 .....20  
55-612-10-04 .....22  
55-612-13-04 .....22  
55-612-15-04 .....22  
55-612-20-04 .....22  
55-612-30-04 .....22  
55-620-10-04 .....18  
55-620-13-04 .....18  
55-620-15-04 .....18  
55-620-20-04 .....18  
55-620-30-04 .....18

55-620-50-04 .....24  
55-621-10-04 .....20  
55-621-13-04 .....20  
55-621-15-04 .....20  
55-622-10-04 .....22  
55-622-13-04 .....22  
55-622-15-04 .....22  
55-622-20-04 .....22  
55-622-30-04 .....22  
55-630-10-04 .....18  
55-630-13-04 .....18  
55-630-15-04 .....18  
55-630-20-04 .....18  
55-630-30-04 .....18  
55-630-50-04 .....24  
55-631-10-04 .....20  
55-631-13-04 .....20  
55-631-15-04 .....20  
55-632-10-04 .....22  
55-632-13-04 .....22  
55-632-15-04 .....22  
55-632-20-04 .....22  
55-632-30-04 .....22  
55-600-50-04 .....24  
55-803-10-04 .....51  
55-803-15-04 .....51  
55-803-20-04 .....51  
55-803-30-04 .....50  
55-803-50-04 .....51  
55-803-70-04 .....51  
55-804-00-04 .....19, 21,  
.....23, 33, 35,  
.....37, 45  
55-804-10-01 .....45  
55-804-11-01 .....45, 68  
55-804-13-01 .....45, 68  
55-804-15-01 .....45, 68  
55-804-17-01 .....50  
55-804-19-01 .....50  
55-804-24-01 .....19, 33,  
.....44, 62  
55-804-25-01 .....19, 33,  
.....44, 62  
55-804-26-01 .....19, 33,  
.....44, 62  
55-804-27-01 .....19, 33,  
.....44, 62  
55-804-41-01 .....21, 35,  
.....44, 62  
55-804-42-01 .....21, 35,  
.....44, 62  
55-804-43-01 .....21, 35,  
.....44, 62  
55-804-44-01 .....21, 35,

.....44, 62  
55-804-48-01 .....23, 37,  
.....44, 63  
55-804-49-01 .....23, 37,  
.....44, 63  
55-804-50-01 .....23, 37,  
.....44, 63  
55-804-51-01 .....23, 37,  
.....44, 63  
55-804-54-01 .....23, 37,  
.....44, 63  
55-804-55-01 .....23, 37,  
.....44, 63  
55-804-56-01 .....23, 37,  
.....44, 63  
55-804-57-01 .....23, 37,  
.....44, 63  
55-804-60-01 .....47  
55-804-61-01 .....47  
55-804-62-01 .....47  
55-804-70-01 .....50  
55-804-71-01 .....50  
55-805-28-01 .....19, 33, 44  
55-805-45-01 .....21, 35, 44  
55-805-52-01 .....23, 37, 44  
55-805-58-01 .....23, 37, 44  
55-806-02-04 .....49  
55-806-05-04 .....48  
55-806-06-04 .....47, 48  
55-806-07-04 .....47, 48  
55-806-08-04 .....48  
55-806-09-04 .....48  
55-806-10-04 .....47, 48  
55-806-11-04 .....48  
55-806-12-04 .....48  
55-806-20-04 .....48  
55-806-21-04 .....48  
55-806-22-04 .....48  
55-806-23-04 .....48  
55-806-25-04 .....48  
55-806-26-04 .....48  
55-806-30-04 .....47, 49  
55-806-31-04 .....49  
55-806-32-04 .....49  
55-806-33-04 .....49  
55-806-40-04 .....49  
55-806-41-04 .....49  
55-806-50-04 .....49  
55-806-51-04 .....49  
55-806-55-04 .....49  
55-806-56-04 .....49  
55-806-70-01 .....47  
55-806-71-04 .....47  
55-806-90-07 .....47, 49

55-806-91-07 .....47, 49  
55-806-92-04 .....49  
55-807-24-04 .....19, 33, 45  
55-807-25-04 .....19, 33, 45  
55-807-41-04 .....21, 35, 45  
55-807-42-04 .....21, 35, 45  
55-807-48-04 .....23, 37, 45  
55-807-49-04 .....23, 37, 45  
55-807-54-04 .....23, 37, 45  
55-807-55-04 .....23, 37, 45  
55-808-20-01 .....45, 68  
55-808-21-01 .....45, 68  
55-808-24-01 .....19, 33,  
.....44, 66  
55-808-48-01 .....23, 37,  
.....44, 67  
55-808-50-01 .....21, 35,  
.....44, 66  
55-808-70-01 .....21, 35,  
.....44, 66  
55-808-75-01 .....23, 37,  
.....44, 67  
55-808-99-01 .....23, 37,  
.....44, 67  
55-811-24-01 .....19, 33,  
.....44, 64  
55-811-25-01 .....19, 33,  
.....44, 64  
55-811-26-01 .....19, 33,  
.....44, 64  
55-811-41-01 .....21, 35,  
.....44, 64  
55-811-42-01 .....21, 35,  
.....44, 64  
55-811-43-01 .....21, 35,  
.....44, 64  
55-811-48-01 .....23, 37,  
.....44, 65  
55-811-49-01 .....23, 37,  
.....44, 65  
55-811-50-01 .....23, 37,  
.....44, 65  
55-811-51-01 .....23, 37,  
.....44, 65  
55-811-52-01 .....23, 37,  
.....44, 65  
55-811-53-01 .....23, 37,  
.....44, 65  
55-861-50-04.....III, 41, 60  
55-861-70-04.....III, 41, 60  
55-864-01-04 .....41, 45  
55-864-02-04 .....41, 45  
55-864-03-04 .....45  
55-864-04-04 .....45

55-864-05-04 .....41  
55-864-06-04 .....41  
55-864-10-04 .....41, 45  
55-864-11-04 .....41, 45  
55-864-12-04 .....41, 45  
55-864-13-04 .....41, 45  
55-864-14-04 .....41, 45  
55-864-15-04 .....41, 45  
55-864-16-04 .....41, 45  
55-864-17-04 .....41, 45  
55-864-18-04 .....41, 45  
55-864-19-04 .....41, 45  
55-864-30-04 .....45  
55-864-40-04 .....45  
55-864-41-04 .....45  
55-864-50-04 .....45  
55-864-51-04 .....45  
55-868-40-01 .....25, 39  
55-869-40-01 .....25, 39  
55-881-40-01 .....25, 39  
55-890-15-01 .....52  
55-890-30-01 .....52  
55-891-40-01 .....51  
55-891-41-01 .....51  
55-996-10-04 .....45  
55-996-24-01 .....25, 39  
55-996-27-01 .....53  
55-996-48-04 .....25  
55-996-76-04 .....41  
55-996-77-04 .....41  
55-996-81-04 .....39  
55-996-82-04 .....25  
55-996-83-04 .....25  
55-996-84-04 .....39  
55-996-85-04 .....39  
55-997-01-04 .....52, 69  
55-998-02-01 .....52  
55-998-03-01 .....52  
55-998-04-01 .....52  
55-998-05-01 .....53  
55-998-07-01 .....53

**80**  
80-105-00-04 .....52  
  
**90**  
90-903-07-04 .....52

## KLS Martin Surgical App



**The KLS Martin Surgical app combines all the essential information about surgical instruments and sterilization technologies on one platform.**

**The KLS Martin App is the perfect mobile tool to access our world of information.**


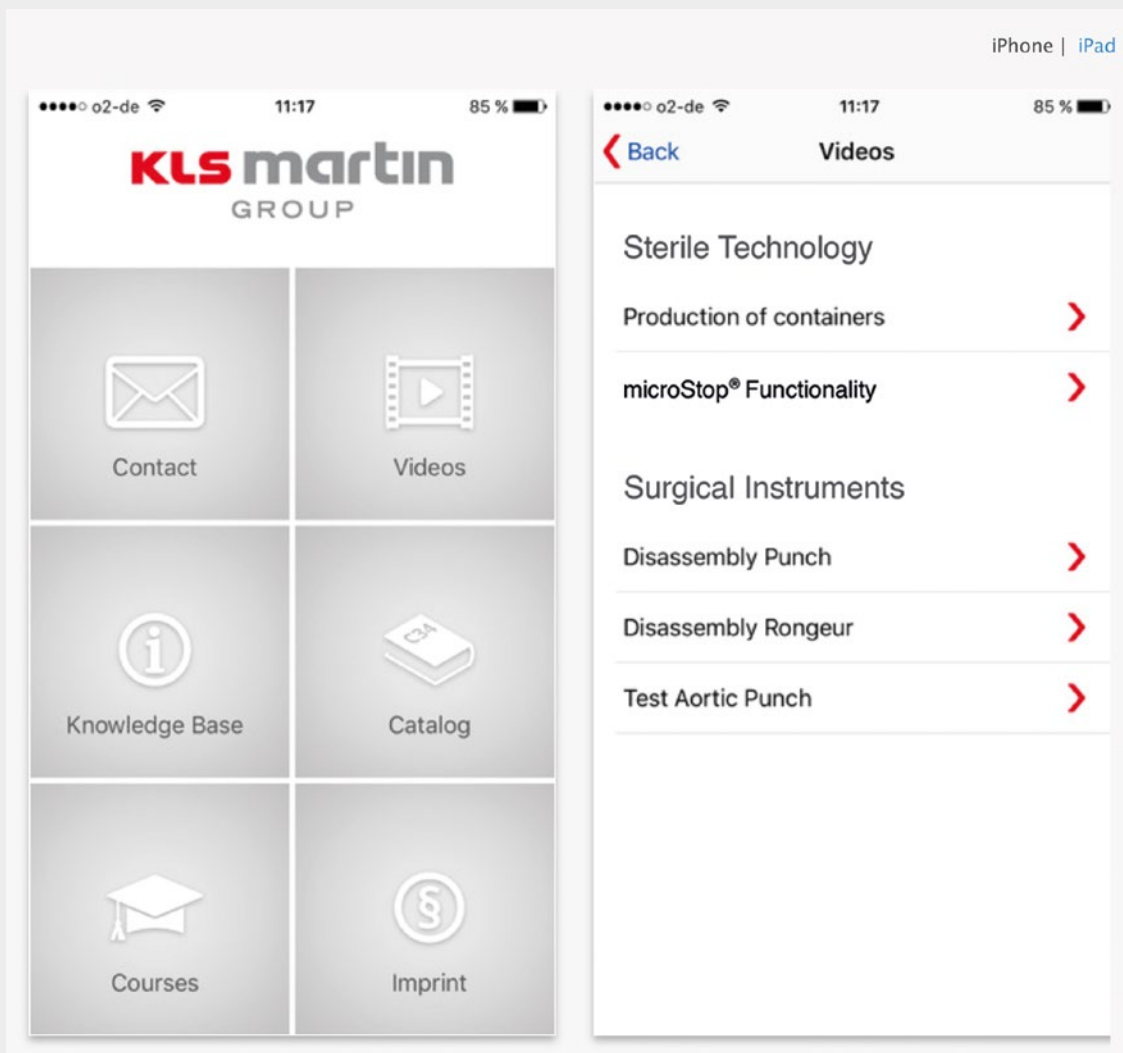
Please scan the QR codes below for download of the **KLS Martin Surgical App**.








## Screenshots



# Augmented Reality App



## KLS Martin Group

### **KLS Martin Australia Pty Ltd.**

Sydney · Australia  
Tel. +61 2 9439 5316  
australia@klsmartin.com

### **KLS Martin do Brasil Ltda.**

São Paulo · Brazil  
Tel. +55 11 3554 2299  
brazil@klsmartin.com

### **KLS Martin Medical (Shanghai) International Trading Co. Ltd.**

Shanghai · China  
Tel. +86 21 5820 6251  
china@klsmartin.com

### **KLS Martin India Pvt Ltd.**

Chennai · India  
Tel. +91 44 66 442 300  
india@klsmartin.com

### **Martin Italia S.r.l.**

Milan · Italy  
Tel. +39 039 605 67 31  
italia@klsmartin.com

### **Nippon Martin K.K.**

Tokyo · Japan  
Tel. +81 3 3814 1431  
nippon@klsmartin.com

### **KLS Martin SE Asia Sdn. Bhd.**

Penang · Malaysia  
Tel. +604 505 7838  
malaysia@klsmartin.com

### **KLS Martin de México S.A. de C.V.**

Mexico City · Mexico  
mexico@klsmartin.com

### **Martin Nederland/Marned B.V.**

Huizen · The Netherlands  
Tel. +31 35 523 45 38  
nederland@klsmartin.com

### **Gebrüder Martin GmbH & Co. KG**

Moscow · Russia  
Tel. +7 499 792-76-19  
russia@klsmartin.com

### **KLS Martin Taiwan Ltd.**

Taipei 106 · Taiwan  
Tel. +886 2 2325 3169  
taiwan@klsmartin.com

### **Gebrüder Martin GmbH & Co. KG**

Dubai · United Arab Emirates  
Tel. +971 4 454 16 55  
middleeast@klsmartin.com

### **KLS Martin UK Ltd.**

London · United Kingdom  
Tel. +44 1189 000 570  
uk@klsmartin.com

### **KLS Martin LP**

Jacksonville · Florida, USA  
Tel. +1 904 641 77 46  
usa@klsmartin.com

### **Gebrüder Martin GmbH & Co. KG**

#### **A company of the KLS Martin Group**

KLS Martin Platz 1 · 78532 Tuttlingen · Germany  
P.O. Box 60 · 78501 Tuttlingen · Germany  
Tel. +49 7461 706-0 · Fax +49 7461 706-193  
info@klsmartin.com · www.klsmartin.com

